



**THIRD ANNUAL REPORT OF THE
STATE OBSERVATORY OF
VIOLENCE ON WOMEN
EXECUTIVE REPORT**

Madrid, July 13, 2010

The Third Annual Report of the State Observatory of Violence on Women was discussed and approved at meetings held on June 9 and July 13, 2010, to comply with the provisions of Section 30 of the Organic Act No. 1/04, of December 28, 2004, on Comprehensive Protection Measures against Gender Violence.

The Report comprises a **Statistical Yearbook on Gender Violence** prepared by the Subdirector General for Gender Violence Knowledge Management and Prevention (Office of the Government Delegate for Gender Violence), and a second chapter relating to the **Report of the Research Task Force on the alleged Parental Alienation Syndrome**.

The Task Force was formed under a resolution approved at a full meeting of the State Observatory of Violence on Women held on May 12, 2009, and was coordinated by Ms. Ana Maria Perez del Campo, holder of a degree in Family Law and a member of the Observatory as Chairwoman of the Federation of Associations of Separated and Divorced Women. Other members of the Task Force were:

- Mr. Antonio Escudero, psychiatrist
- Ms. Dolores Gonzalez, lawyer
- Ms. Rosa Mendez, equality officer, B.A. in Hebrew philology
- Ms. Covadonga Naredo, psychologist
- Ms. Eva Pleguezuelos, lawyer
- Ms. Sonia Vaccaro, psychologist

With reference to the **Statistical Yearbook on Gender Violence** we must note that the report of the National and Regional Governments on "Evaluation of the application of the Organic Act No. 1/04, of December 28, 2004 after this had been in force for three years" said in 2008:

"The improvement of administrative records and, consequently, of the possibility of generating statistics based on such records, is a task currently being undertaken both in Spain and in other countries, which is expected to bear fruit in the short and medium term (...)

" (...) even though, considering the extent of this social problem, there is only limited information available from administrative records, this does help to understand the degree to which legal, police and social support mechanisms are being used by the victims of gender violence.

Although the Organic Act had been in force for only a short time, in its Second Annual Report¹, approved on May 12, 2009, the State Observatory of Violence on Women provided a significant and comprehensive array of statistical figures broken down into 10 sections, drawn up by the Office of the Government Delegate for Gender Violence using the main data sources available, many of them carried at the Observatory. In this Third Report we have sought to consolidate and purify the same statistical information to be able to analyse the trends in gender violence and learn more about the nature of the problem. Besides, new cross tabulations of variables have been performed and new information has been added that sheds more light on gender violence, so we can implement preventive mechanisms with a view to finally eradicate the problem.

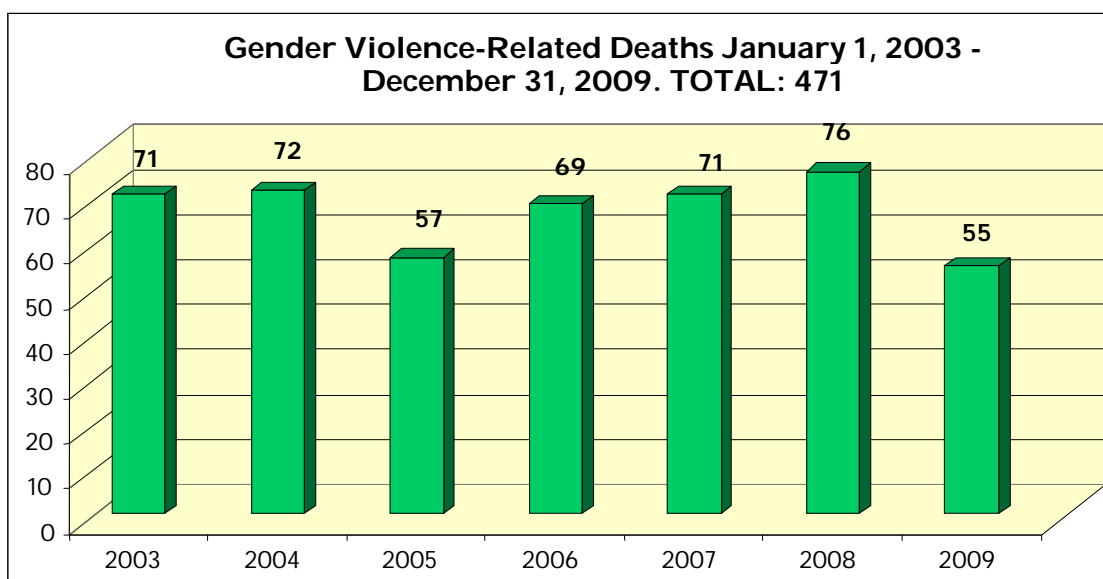
¹ *Second Annual Report of the State Observatory of Violence against Women* Ministry of Equality Madrid, 2009. The full Second Report is available on the website of the Ministry of Equality. <http://www.migualdad.es>

The **Statistical Yearbook on Gender Violence** is broken down into 14 sections with a total of 186 tables, 206 charts and 20 maps. The following is a summary of part of the basic information the Yearbook contains for the periods and from the sources specified in each case.

1. Gender Violence-Related Deaths January 1, 2003 - December 31, 2009. Office of the Government Delegate for Gender Violence (Ministry of Equality).

In 2009, 55 women were killed in gender violence-related crimes, the lowest annual figure for the 2003-2009 period.

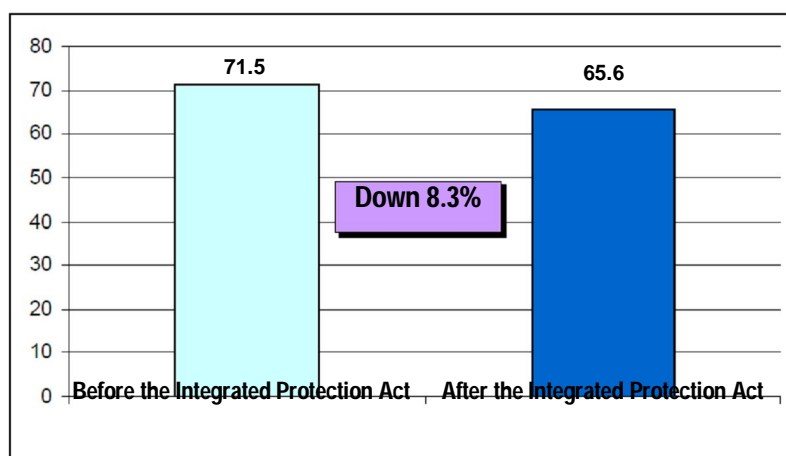
In all, 471 women were killed by their partners or former partners between January 1, 2003 and December 31, 2009. The trend in the annual figures during the period is shown in the chart below:



The persistence of these crimes and the fluctuations seen in the figures during the period show gender violence in its most brutal form. Such violence is experienced throughout Spain, does not show a systematic pattern, and each murder substantially alters the figures and their territorial distribution.

Even though the average number of gender violence-related deaths can be seen to have fallen off slightly (see chart below) between the years before and after the Comprehensive Protection Act was unanimously approved by all political groups in the Spanish Parliament, we feel the number of deaths is not an appropriate indicator to assess the social impact and effectiveness of the Act because it is not possible to determine the number of women whose lives have been saved thanks to the means made available to them under the Act.

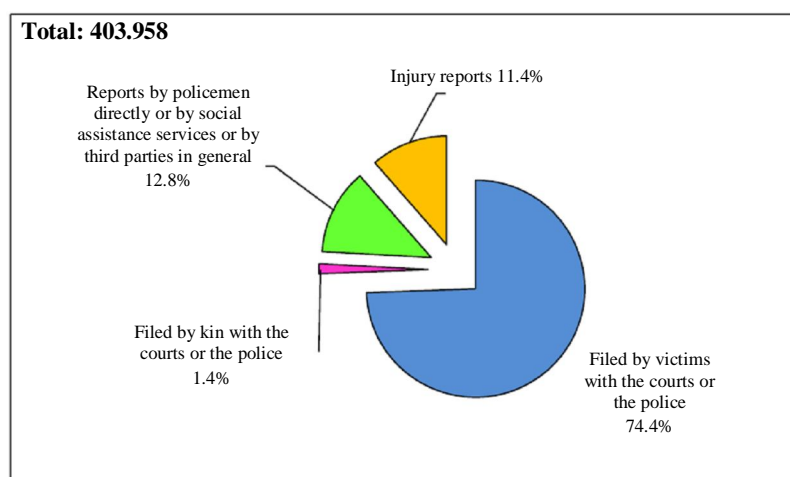
Annual average number of gender violence-related deaths in the 2003-2009 period



2. Gender Violence-Related Complaints January 1, 2007 - December 31, 2009. General Council of the Judiciary.

In 2009, a total of 135,540 gender violence-related complaints were filed with Spanish courts. The monthly average was 11,295, and the daily average was 371. These figures were down 4.6% from 2008. As the figures available only cover the past three years, it seems too soon to draw any conclusions.

A total of 403,958 complaints were filed between January 1, 2007 and December 31, 2009. The breakdown by type of complainant is shown in the chart below. According to these figures three out of four complaints were filed by the victims of gender violence themselves.



3. Gender Violence-Related Court Cases June 29, 2005 - December 31, 2009. Central Register for the Protection of Victims of Domestic Violence (Spanish Ministry of Justice).

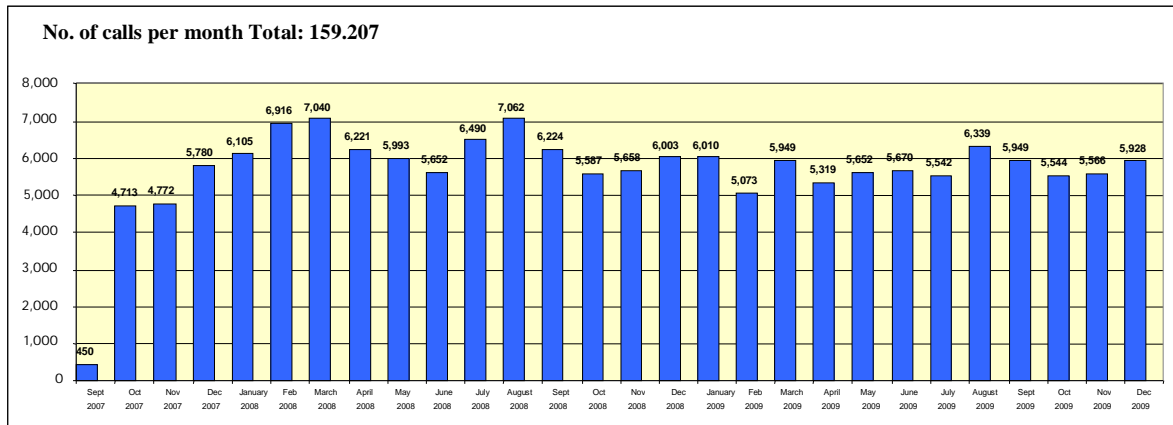
The Ministry of Justice is currently adjusting its Information System to meet the requirements of Royal Decree 95/2009. In that respect, the information made available by the Justice Ministry for preparing the **Yearbook** covers only some of the demographic and social characteristics of the

parties involved. Of the total number of victims in cases of gender violence brought before the courts during the period in question, 69.4% were Spanish nationals and 30.6% were aliens.

4. 016 Helpline for Legal Advice and Information on Gender Violence September 3, 2007 - December 31, 2009. Office of the Government Delegate for Gender Violence (Ministry of Equality).

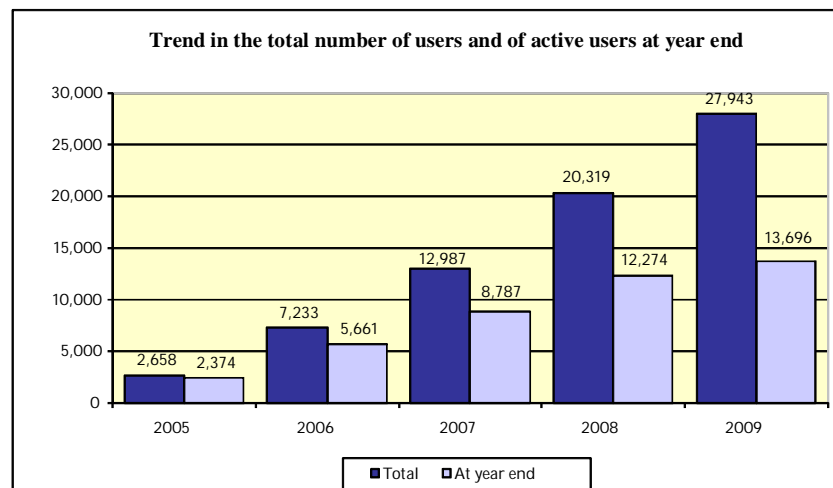
During 2009, 68,541 gender violence-related calls were received over the 016 Helpline. The number of calls was down 8.6% from 74,951 received in 2008.

The number of gender violence-related calls received between September 3, 2007 and December 31, 2009 was **159,207**.



5. Users of the Mobile Support Service for Victims of Gender Violence December 2005 - December 31, 2009. Institute of Social Services and the Elderly (Ministry of Health and Social Policy) and the Spanish Federation of Municipalities and Provinces.

At December 31, 2009, 13,696 women victims of gender violence were using the mobile support service, 11.6% more than the 12,274 who used the service at the end of 2008.



6. Labor contracts benefitting from rebates in Social Security dues for women who are victims of gender violence (January 1, 2003 - December 31, 2009) **and for hiring replacements of victims of gender violence** (January 1, 2003 - December 31, 2009). Spanish Public Employment Service (Ministry of Labour and Immigration)

Between January 1, 2003 and December 31, 2009, a total of 2,369 women victims of gender violence were hired under labour contracts benefitting from rebates in Social Security dues. Of these, 411 contracts made in 2009.

A total of 364 labour contracts fully exempt from Social Security contributions were made with persons hired as replacements for women victims of gender violence in the January 1, 2005 - December 31, 2009 period. Of these, 96 were hired in 2009.

7. Active Insertion Benefit (AIB) Paid to Women Victims of Gender Violence January 1, 2006 - December 31, 2009. Spanish Public Employment Service (Ministry of Labour and Immigration).

The number of women receiving the AIB continued to grow in 2009, bringing the total to 22,010, as did the number of working women who received financial aid for moving to a new home, who numbered 6,011 in the 2005-2009 period.

**Working Women Victims of Gender Violence
Who Are Paid the AIB**

Year	Different women	Annual change	Cumulative change	Monthly mean
2006	10,924	-	-	5,673
2007	13,291	21.7	21.7	7,602
2008	16,883	27.0	54.5	9,445
2009	22,010	30.4	101.5	13,461

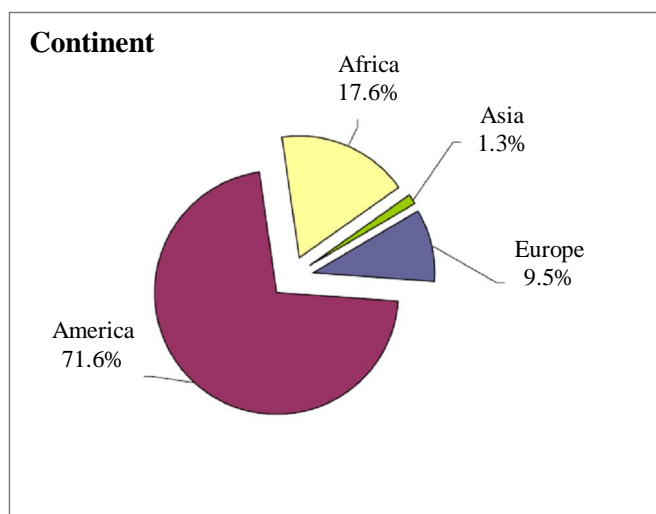
8. Beneficiaries of Financial Aid Foreseen in Section 27 of the Comprehensive Protection Act September 3, 2007 - December 31, 2009. Office of the Government Delegate for Gender Violence (Ministry of Equality).

As of December 31, 2009, according to the information available to the Office of the Government Delegate for Gender Violence, women victims of gender violence had been granted financial aid in 717 cases under the provisions of Section 27 of the Comprehensive Protection Act. Of these, 210 were granted such aid in 2009.

9. Temporary residence permits granted in exceptional circumstances for humanitarian reasons to alien women who were victims of domestic violence-related crimes Information recorded since 2005, up to December 31, 2009. Ministry of the Presidency.

Since 2005, through the end of 2009, 1,467 residence permits were granted. Of these 613 were granted in 2009.

The chart below shows the continents of origin of women victims of violence:



10. Inmates serving time in prison for gender violence-related crimes. December 31, 2009. Directorate General for Prisons (Ministry of Home Affairs)

At the end of 2009, the number of prison inmates serving time for gender violence-related crimes was 4,734², of whom 49.0% or 2,320 were held only for such crimes, according to the Prison Information System. Of the inmates held for gender violence-related crimes 77.0% were Spanish nationals and 23.0% were aliens.

11. Use of remote tracking devices to enforce removal orders relating to gender violence July 24 - December 31, 2009 period. Office of the Government Delegate for Gender Violence (Ministry of Equality).

Between July 24, 2009, when a monitoring system using remote tracking devices went into operation to ensure compliance with removal orders in cases of gender violence, until December 31, 2009, a total of 167 coupled electronic devices were fitted on individuals. Of these, 10 had been taken off by the end of the year, so the number of coupled devices in operation was 157 at the end of 2009.

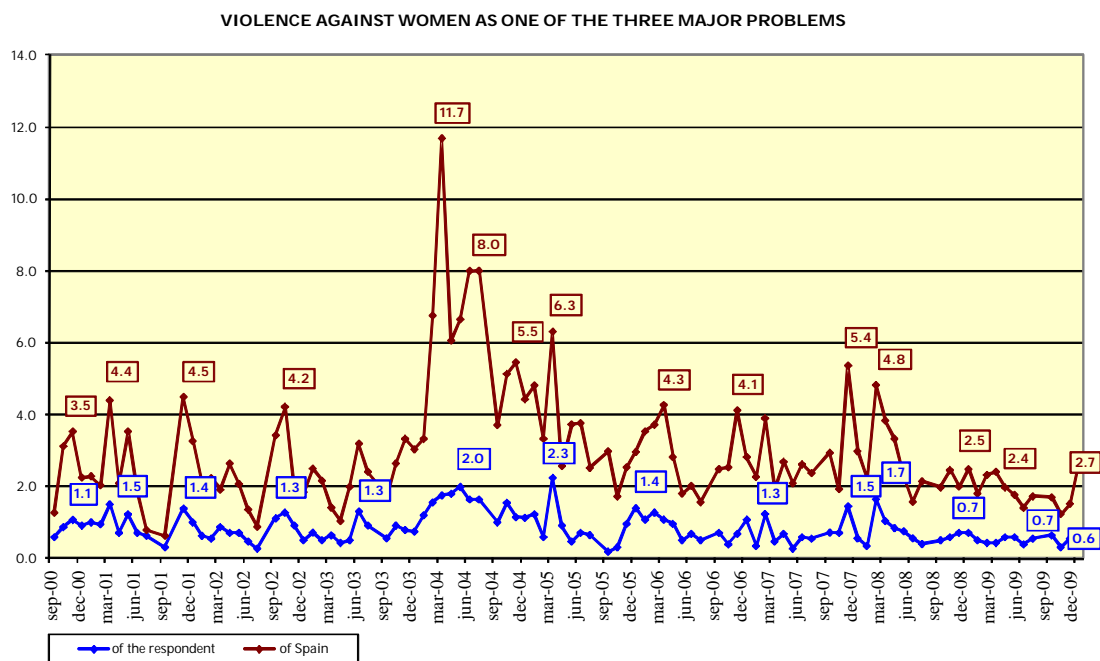
12. Helpline and online information as well as guidance on equality policies and men - Line 900 21 00 21. December 4-31, 2009 period. Office of the Government Delegate for Gender Violence (Ministry of Equality).

Since the helpline was started on December 4, 2009, until the 31st of that month, there were 605 calls, of which 84.3% by men (510) and 15.7% by women (95).

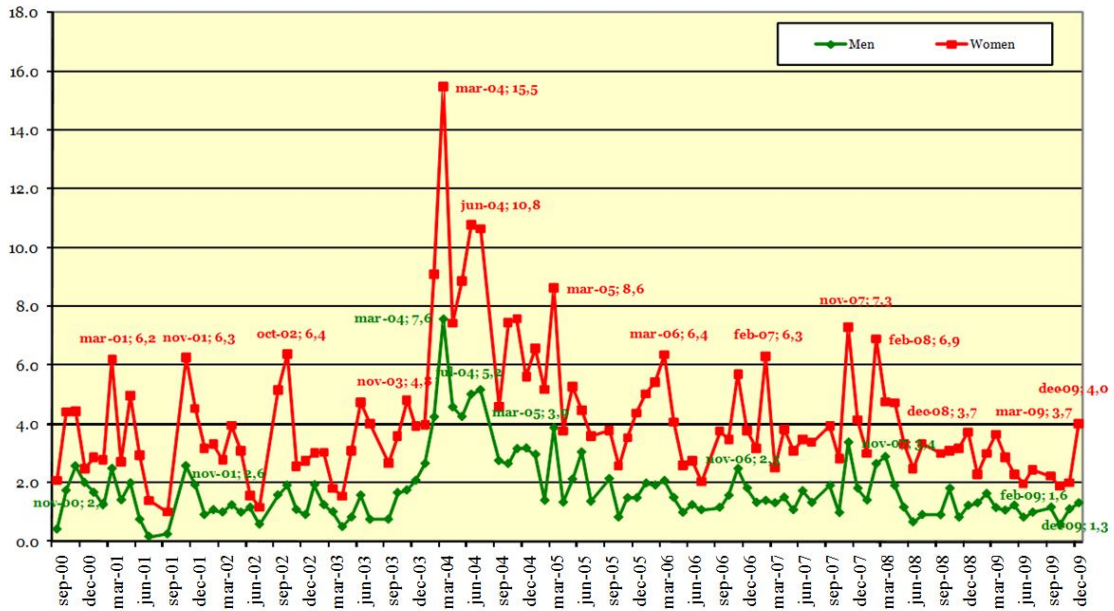
² This figure does not comprise inmates at Catalanian prisons.

13. Social perception of violence against women in Spain. September 2000 - December 2009. Sociological Research Centre.

Month after month, part of the surveyed population considers that violence against women is one of the three main problems in Spain and also one of the three main problems of the individual respondents. The fluctuations seen in survey results, with a peak period of concern between 2004 and 2005, while the Comprehensive Protection Act was being drafted, was approved and became effective, probably reflected a greater emphasis placed by the media on the situation of women victims of gender violence during those months, when the media especially stressed this specific problem as well as the need to implement specific measures to eradicate it. The figures for 2009 show that the picture remains unchanged.



The problem of violence against women is perceived differently by men and women; the latter are more acutely aware of it. This can be inferred from the fact that, out of 253,357 persons interviewed during the period in question, 130,158 have been women and 123,199 men; i.e., 51.4% of the total number of respondents have been women and 48.6% men.



14. Opinion Poll on Gender Violence. June 2009. Office of the Government Delegate for Gender Violence (Ministry of Equality).

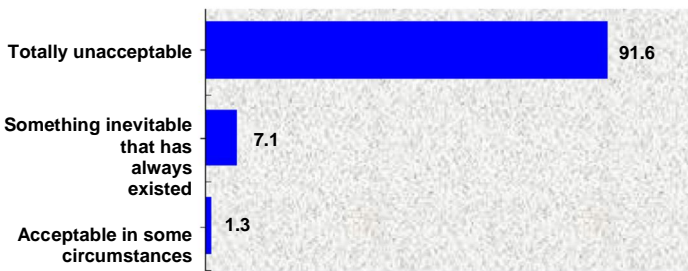
The Office of the Government Delegate took an online opinion poll on gender violence in June 2009 and analysed the results with the cooperation of the sociologist Fernando González Hermosilla. Some of the main results have been as follows:

1. Even though rejection of gender violence has become the rule, as something unacceptable as a matter of principle (91.6%), the majority of respondents believe it is not merely a question of a few scattered cases: rather, it is quite a widespread problem in Spain (87.0%) that does not seem to be about to dwindle for the time being.

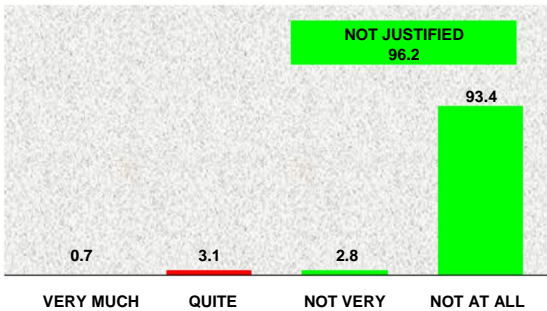
INCONSISTENCY BETWEEN WHAT IS SOCIALLY DESIRABLE AND THE PERCEIVED ACTUAL PICTURE

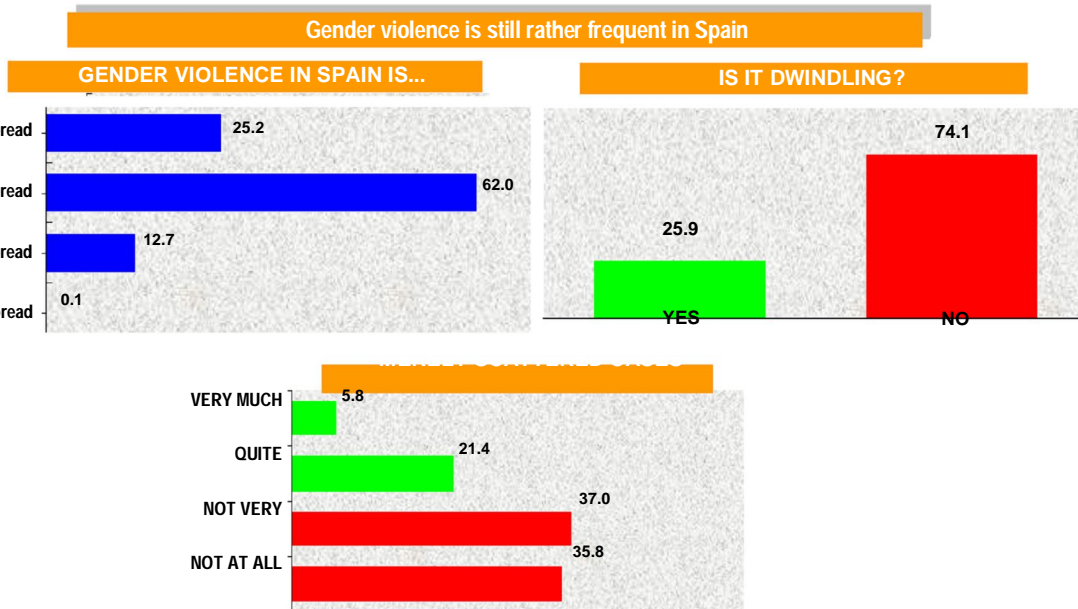
Gender violence ruled out as a matter of principle

GENDER VIOLENCE IS...



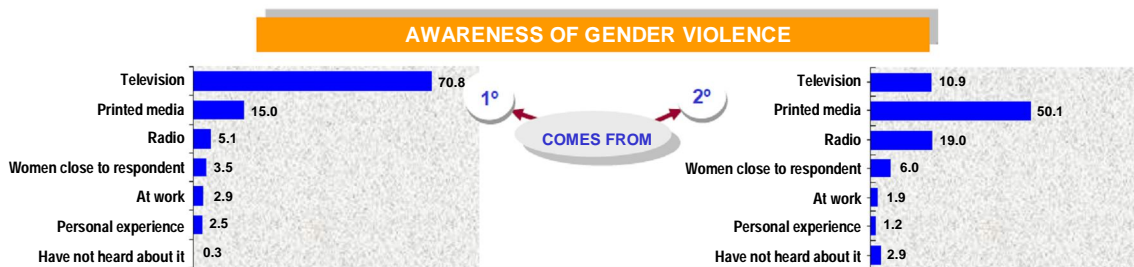
Is a man justified in attacking his wife/fiancée when she decides to leave him?



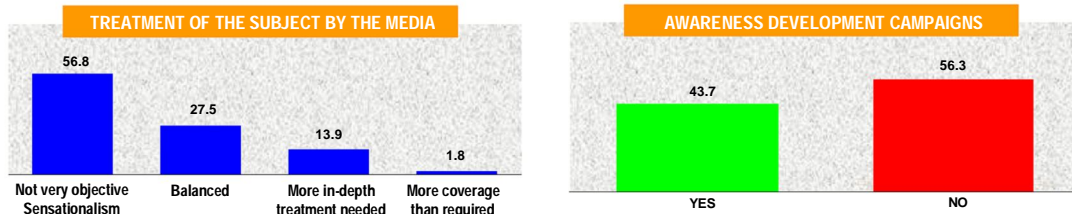


2. Despite the perception of the majority, that it is quite a widespread problem, only a small minority (10%) say they are aware of the problem from what they experience in day-to-day life. That suggests gender violence continues to be covered up as a private matter in day-to-day life.
3. Even though public opinion reflects mainly the views on gender violence published in the media, which provide most (90%) of the information on the subject, that does not mean the approach of the media determines the social perception of the problem.

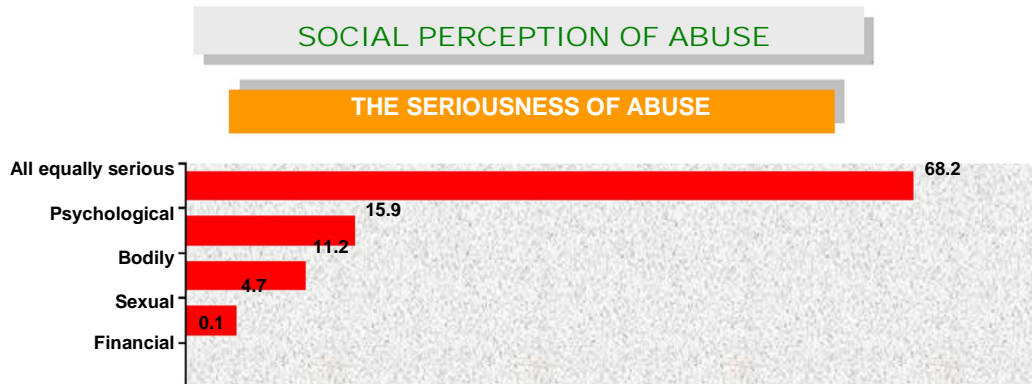
PUBLIC OPINION REFLECTS THE VIEW PUBLISHED IN THE MEDIA



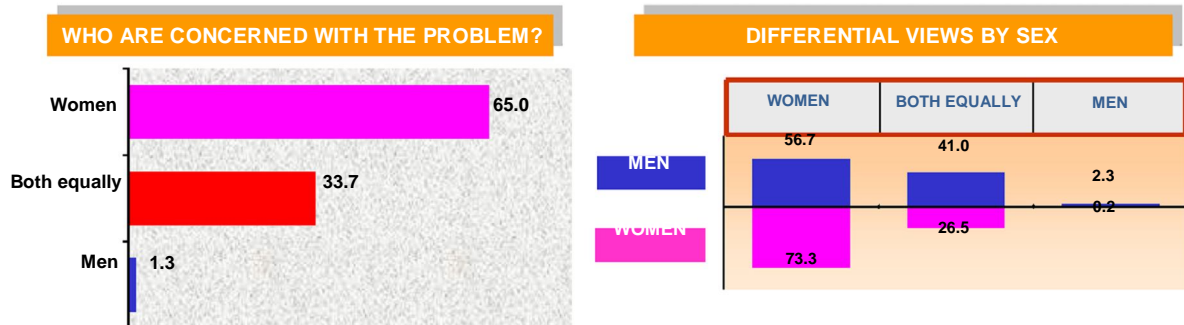
That does not mean media views shape public opinion



- Even though the use of physical force by the attacker is the dominant symbol of gender violence in the eyes of the public, the majority of respondents (68%) consider any type of physical, psychological or sexual abuse of women to be equally serious.



- Although a sizeable minority (33%) believe the problem of gender violence now afflicts both sexes, the majority (65%) continue to see it as something that concerns women in particular. This view is gaining ground among women.

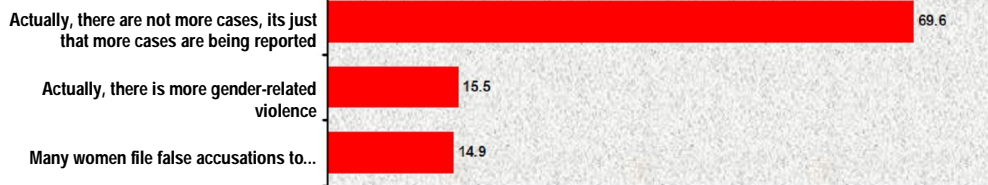


- A minority view that cannot be ignored (11% among women and 18% among men) is that many women unfairly take advantage of the law designed to protect them, by filing false accusations. A substantial majority (70%), however, believe the increase in the number of complaints filed reflects the fact that more women are prepared to report the abuse they suffer. And there is a substantial majority of respondents who believe that many women do not report abuse out of fear and shame, which lead them to conceal the attacks from all except those to whom they are closest.

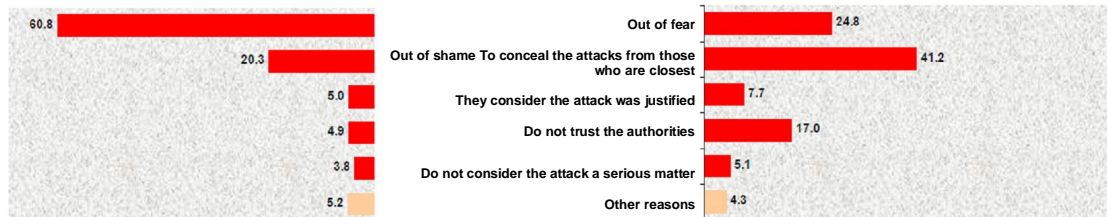
OPINION ON THE MATTERS AT ISSUE

ACCUSATIONS

WHY ARE MORE ACCUSATIONS FILED?




WHY DO SOME WOMEN NOT REPORT THE ABUSE THEY SUFFER



- Even though emergency measures to pull women out of abuse situations (psychological and legal support as well as protected accommodation) are given priority over measures to assure the sustainability of such solutions (financial aid and work flexibility), the majority of respondents agree there is a need to provide integral support to the victims.

TYPES OF MEASURES

PSYCHOLOGICAL SUPPORT

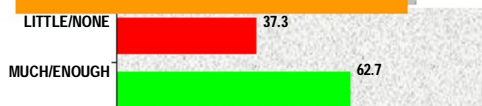


DEGREE OF ASSISTANCE

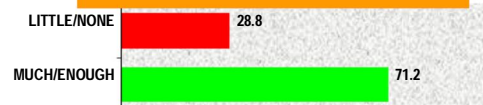
PROTECTED ACCOMMODATION



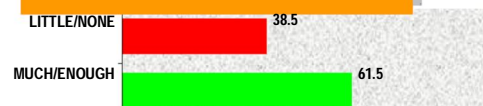
FINANCIAL AID



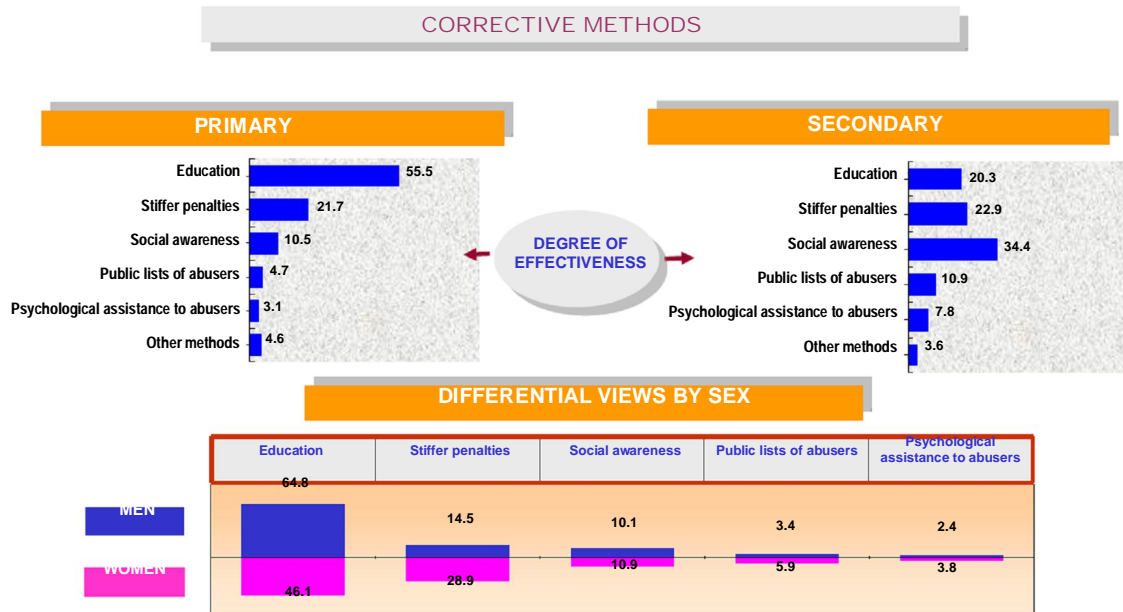
LEGAL SUPPORT



WORK FLEXIBILITY



- Twice as many women than men stress the need for stiffer penalties, yet the majority of them agree with men that education and developing social awareness are the most effective ways of fighting gender violence.



9. Even though a sizeable majority (63.5%) believe the victims of gender violence are not to blame for the abuse they suffer, nearly half the men and 28% of women believe they are because they continue to live with their attackers.
10. In response to an open question on the reasons for gender violence a significant number of respondents point towards male chauvinism, culture, and inequality. However, when it comes to describing the profile of attackers a majority point to conditioning factors of a subjective / biographical type or to intervening factors.
11. In general, the majority of men and women are substantially in agreement in the way they respond to most of the questions. An overall review of the responses, however, clearly shows that men take more lenient views.

A comparatively small number of respondents take the view that gender violence is very or quite widespread in Spain, or consider preventive measures to be important in the fight against gender violence, or do not agree that women are to blame for continuing to live with their attacker.

There are many more who think that there are merely scattered cases of gender violence and that the number of such cases is dwindling, or that men are as concerned as women with the problem, or who believe that the rehabilitation of attackers is possible.


*In nearly every section of the **Yearbook** the relevant statistical exploitation is based on micro facts, without using information identifying the individuals, which makes for a greater degree of disaggregation than that generally seen in gender violence statistics so far. Where basic information is available, the Annual Report of the Observatory provides social and demographic information on the victims and the perpetrators, giving a breakdown by age bracket, nationality, etc.*


This Report contains actual abuse figures and quantitative evidence of the use of institutional means available for protecting the victims.

In every section of the statistical chapter a breakdown is given by regional communities, and there is a Schedule to this Report, attached below, with summary statistical information on gender violence in each regional community.

SCHEDULE

**STATISTICAL SUMMARY BY REGIONAL
COMMUNITY AND BY PROVINCE**

	OFFICE OF THE SECRETARY GENERAL FOR EQUALITY POLICIES	TOTAL	
	OFFICE OF THE GOVERNMENT DELEGATE FOR GENDER VIOLENCE Subdirectorato-General for Gender Violence Prevention and Knowledge Management	% vertical	Number
POPULATION - January 1, 2009			
Total population		100.0	46,745,807
Women aged 15 and over		43.5	20,316,981
REPORTS OF GENDER VIOLENCE			
2007			126,293
2008			142,125
2009			135,540
Electronic tracking devices used in relation to gender violence			
Number of devices in use at December 31, 2009			157
CALLS TO 016 LINE ANSWERED CONCERNING GENDER VIOLENCE September 3, 2007 - December 31, 2009			
Total No. of calls		100.0	159,207
Made by users		78.5	125,028
Made by kin or persons close to users		18.9	30,023
Other		2.6	4,156
2009			
Total No. of calls		100.0	68,541
Made by users		76.4	52,358
Made by kin or persons close to users		21.0	14,376
Other		2.6	1,807
USERS OF THE MOBILE SUPPORT SERVICE - December 31, 2009			
Users added since 2005		100.00	27,943
Former users		51.0	14,247
Users as of December 31, 2009		49.0	13,696
EMPLOYMENT AND FINANCIAL RIGHTS			
Labour contracts benefitting from rebates in Social Security dues for women victims of violence 2003 - December 2009			2,369
Labor contracts benefitting from rebates in Social Security dues for replacements of women victims of gender violence 2005 - December 2009			364
Women victims of violence being paid Active Insertion Benefit			
2006			10,924
2007			13,291
2008			16,883
2009			22,010
Relocation aid, January 2005 - December 2009			6,011
Applicants requesting financial aid under Section 27 of Comprehensive Protection Act 2006 - December 31, 2009			
Total No. of applications		100.0	1,775
Applications Approved		40.4	717
Applications Refused		59.6	1,058
TEMPORARY RESIDENCE PERMITS FOR ALIEN WOMEN			
March 2005 - December 2009		100.0	1,467
January 1, 2009 - December 31, 2009		41.8	613
GENDER VIOLENCE-RELATED DEATHS			
January 1, 2003 - December 31, 2009		100.0	475
January 1, 2009 - December 31, 2009		11.6	55

	ANDALUSIA	TOTAL		Andalusia		Andalusia as % of TOTAL
		vertical %	Number	vertical %	Number	

POPULATION - January 1, 2009

Total population	100.0	46,745,807	100.0	8,302,923	17.8
Women aged 15 and over	43.5	20,316,981	42.6	3,534,961	17.4

REPORTS OF GENDER VIOLENCE - January 2007 - December 2009

2007		126,293		28,266	22.4
2008		142,125		29,102	20.5
2009		135,540		26,838	19.8

Electronic tracking devices used in relation to gender violence

Number of devices in use at December 31, 2009	19
---	----

CALLS TO 016 LINE ANSWERED CONCERNING GENDER VIOLENCE
September 3, 2007 - December 31, 2009

Total No. of calls	100.0	159,207	100.0	25,614	16.1
Made by users	78.5	125,028	77.8	19,940	16.0
Made by kin or persons close to users	18.9	30,023	19.4	4,979	16.6
Other	2.6	4,156	2.7	695	16.8

2009

Total No. of calls	100.0	68,541	100.0	10,842	15.8
Made by users	76.4	52,358	75.4	8,174	15.6
Made by kin or persons close to users	21.0	14,376	21.7	2,348	16.3
Other	2.6	1,807	3.0	320	17.7

USERS OF THE MOBILE SUPPORT SERVICE - December 31, 2009

Users added since 2005	100.0	27,943	100.0	5,013	17.9
Former users	51.0	14,247	54.1	2,710	19.0
Users as of December 31, 2009	49.0	13,696	45.9	2,303	16.8

EMPLOYMENT AND FINANCIAL RIGHTS

Labour contracts benefitting from rebates in Social Security dues for women victims of violence 2003 - December 2009		2,369		743	31.4
--	--	-------	--	-----	------

Labor contracts benefitting from rebates in Social Security dues for replacements of women victims of gender violence 2005 - December 2009		364		37	10.2
--	--	-----	--	----	------

Women victims of violence being paid Active Insertion Benefit					
2006		10,924		4,124	37.8
2007		13,291		4,867	36.6
2008		16,883		5,955	35.3
2009		22,010		7,221	32.8

Relocation aid, January 2005 - December 2009		6,011		1,794	29.8
--	--	-------	--	-------	------


Applicants requesting financial aid under Section 27 of Comprehensive Protection Act 2006 - December 31, 2009					
Total No. of applications	100.0	1,775	100.0	233	13.1
Applications Approved	40.4	717	62.7	146	20.4
Applications Refused	59.6	1,058	37.3	87	8.2

TEMPORARY RESIDENCE PERMITS FOR ALIEN WOMEN

March 2005 - December 2009	100.0	1,467	100.0	235	16.0
January 1, 2009 - December 31, 2009	41.8	613	43.8	103	16.8

GENDER VIOLENCE-RELATED DEATHS

January 1, 2003 - December 31, 2009	100.0	475	100.0	94	19.8
January 1, 2009 - December 31, 2009	11.6	55	14.9	14	25.5

	ARAGON	TOTAL		Aragon		Aragon as % of TOTAL
		vertical %	Number	vertical %	Number	

POPULATION - January 1, 2009

Total population	100.0	46,745,807	100.0	1,345,473	2.9
Women aged 15 and over	43.5	20,316,981	34.4	584,590	2.9

REPORTS OF GENDER VIOLENCE - January 2007 - December 2009

2007		126,293		2,853	2.3
2008		142,125		3,336	2.3
2009		135,540		2,848	2.1

Electronic tracking devices used in relation to gender violence

Number of devices in use at December 31, 2009	0
---	---

CALLS TO 016 LINE ANSWERED CONCERNING GENDER VIOLENCE
September 3, 2007 - December 31, 2009

Total No. of calls	100.0	159,207	100.0	3,154	2.0
Made by users	78.5	125,028	76.0	2,398	1.9
Made by kin or persons close to users	18.9	30,023	19.7	621	2.1
Other	2.6	4,156	4.3	135	3.3
2009					
Total No. of calls	100.0	68,541	100.0	1,414	2.1
Made by users	76.4	52,358	72.8	1,030	2.0
Made by kin or persons close to users	21.0	14,376	21.9	309	2.1
Other	2.6	1,807	5.3	75	4.2

USERS OF THE MOBILE SUPPORT SERVICE - December 31, 2009

Users added since 2005	100.0	27,943	100.0	167	0.6
Former users	51.0	14,247	52.1	87	0.6
Users as of December 31, 2009	49.0	13,696	47.9	80	0.6

EMPLOYMENT AND FINANCIAL RIGHTS


Labour contracts benefitting from rebates in Social Security dues for women victims of violence 2003 - December 2009		2,369		50	2.1
Labor contracts benefitting from rebates in Social Security dues for replacements of women victims of gender violence 2005 - December 2009		364		7	1.9
Women victims of violence being paid Active Insertion Benefit					
2006		10,924		173	1.6
2007		13,291		222	1.7
2008		16,883		251	1.5
2009		22,010		382	1.7
Relocation aid, January 2005 - December 2009		6,011		172	2.9
Applicants requesting financial aid under Section 27 of Comprehensive Protection Act 2006 - December 31, 2009					
Total No. of applications	100.0	1,775	100.0	62	3.5
Applications Approved	40.4	717	61.3	38	5.3
Applications Refused	59.6	1,058	38.7	24	2.3

TEMPORARY RESIDENCE PERMITS FOR ALIEN WOMEN

March 2005 - December 2009	100.0	1,467	100.0	53	3.6
January 1, 2009 - December 31, 2009	41.8	613	49.1	26	4.2

GENDER VIOLENCE-RELATED DEATHS

January 1, 2003 - December 31, 2009	100.0	475	100.0	12	2.5
January 1, 2009 - December 31, 2009	11.6	55	0.0	0	0.0

 ASTURIAS	TOTAL		Asturias		Asturias as % of TOTAL
	vertical %	Number	vertical %	Number	

POPULATION - January 1, 2009					
Total population	100.0	46,745,807	100.0	1,085,289	2.3
Women aged 15 and over	43.5	20,316,981	47.0	510,040	2.5

REPORTS OF GENDER VIOLENCE - January 2007 - December 2009					
2007		126,293		1,926	1.5
2008		142,125		2,387	1.7
2009		135,540		2,373	1.8

Electronic tracking devices used in relation to gender violence					
Number of devices in use at December 31, 2009					2


CALLS TO 016 LINE ANSWERED CONCERNING GENDER VIOLENCE September 3, 2007 - December 31, 2009					
Total No. of calls	100.0	159.207	100.0	3.139	2.0
Made by users	78.5	125.028	79.5	2.496	2.0
Made by kin or persons close to users	18.9	30.023	18.4	577	1.9
Other	2.6	4.156	2.1	66	1.6
2009					
Total No. of calls	100.0	68.541	100.0	1.418	2.1
Made by users	76.4	52.358	78.1	1.107	2.1
Made by kin or persons close to users	21.0	14.376	20.4	289	2.0
Other	2.6	1.807	1.6	22	1.2

USERS OF THE MOBILE SUPPORT SERVICE - December 31, 2009					
Users added since 2005	100.0	27,943	100.0	1,341	4.8
Former users	51.0	14,247	51.8	694	4.9
Users as of December 31, 2009	49.0	13,696	48.2	647	4.7

EMPLOYMENT AND FINANCIAL RIGHTS					
Labour contracts benefitting from rebates in Social Security dues for women victims of violence 2003 - December 2009					
		2,369		38	1.6
Labor contracts benefitting from rebates in Social Security dues for replacements of women victims of gender violence 2005 - December 2009					
		364		13	3.6
Women victims of violence being paid Active Insertion Benefit					
2006		10,924		266	2.4
2007		13,291		305	2.3
2008		16,883		364	2.2
2009		22,010		449	2.0
Relocation aid, January 2005 - December 2009					
		6,011		112	1.9
Applicants requesting financial aid under Section 27 of Comprehensive Protection Act 2006 - December 31, 2009					
Total No. of applications	100.0	1.775	100.0	52	2.9
Applications Approved	40.4	717	44.2	23	3.2
Applications Refused	59.6	1.058	55.8	29	2.7

TEMPORARY RESIDENCE PERMITS FOR ALIEN WOMEN					
March 2005 - December 2009	100.0	1,467	100.0	20	1.4
January 1, 2009 - December 31, 2009	41.8	613	40.0	8	1.3

GENDER VIOLENCE-RELATED DEATHS					
January 1, 2003 - December 31, 2009	100.0	475	100.0	9	1.9
January 1, 2009 - December 31, 2009	11.6	55	0.0	0	0.0

	BALEARIC ISLES	TOTAL		Balearic Isles		Balearic Isles as % of TOTAL
		vertical %	Number	vertical %	Number	

POPULATION - January 1, 2009						
Total population		100.0	46,745,807	100.0	1,095,426	2.3
Women aged 15 and over		43.5	20,316,981	42.4	464,552	2.3

REPORTS OF GENDER VIOLENCE - January 2007 - December 2009						
2007			126,293		3,910	3.1
2008			142,125		4,690	3.3
2009			135,540		4,453	3.3

Electronic tracking devices used in relation to gender violence						
Number of devices in use at December 31, 2009						9


CALLS TO 016 LINE ANSWERED CONCERNING GENDER VIOLENCE September 3, 2007 - December 31, 2009						
Total No. of calls		100.0	159,207	100.0	3,703	2.3
Made by users		78.5	125,028	79.3	2,935	2.4
Made by kin or persons close to users		18.9	30,023	17.8	660	2.2
Other		2.6	4,156	2.9	108	2.6
2009						
Total No. of calls		100.0	68,541	100.0	1,459	2.1
Made by users		76.4	52,358	75.9	1,108	2.1
Made by kin or persons close to users		21.0	14,376	20.9	305	2.1
Other		2.6	1,807	3.2	46	2.5

USERS OF THE MOBILE SUPPORT SERVICE - December 31, 2009						
Users added since 2005		100.0	27,943	100.0	536	1.9
Former users		51.0	14,247	47.8	256	1.8
Users as of December 31, 2009		49.0	13,696	52.2	280	2.0

EMPLOYMENT AND FINANCIAL RIGHTS						
Labour contracts benefitting from rebates in Social Security dues for women victims of violence 2003 - December 2009						
			2,369		18	0.8
Labor contracts benefitting from rebates in Social Security dues for replacements of women victims of gender violence 2005 - December 2009						
			364		7	1.9
Women victims of violence being paid Active Insertion Benefit						
2006			10,924		137	1.3
2007			13,291		209	1.6
2008			16,883		292	1.7
2009			22,010		369	1.7
Relocation aid, January 2005 - December 2009						
			6,011		140	2.3
Applicants requesting financial aid under Section 27 of Comprehensive Protection Act 2006 - December 31, 2009						
Total No. of applications		100.0	1,775		0	0.0
Applications Approved		40.4	717		0	0.0
Applications Refused		59.6	1,058		0	0.0

TEMPORARY RESIDENCE PERMITS FOR ALIEN WOMEN						
March 2005 - December 2009		100.0	1,467	100.0	30	2.0
January 1, 2009 - December 31, 2009		41.8	613	63.3	19	3.1

GENDER VIOLENCE-RELATED DEATHS						
January 1, 2003 - December 31, 2009		100.0	475	100.0	16	3.4
January 1, 2009 - December 31, 2009		11.6	55	6.3	1	1.8

 CANARY ISLES	TOTAL		Canary Isles		Canary Isles as % of TOTAL
	vertical %	Number	vertical %	Number	

POPULATION - January 1, 2009					
Total population	100.0	46,745,807	100.0	2,103,992	4.5
Women aged 15 and over	43.5	20,316,981	42.8	899,556	4.4

REPORTS OF GENDER VIOLENCE - January 2007 - December 2009					
2007		126,293		8,894	7.0
2008		142,125		9,087	6.4
2009		135,540		8,982	6.6

Electronic tracking devices used in relation to gender violence					
Number of devices in use at December 31, 2009					1


CALLS TO 016 LINE ANSWERED CONCERNING GENDER VIOLENCE September 3, 2007 - December 31, 2009					
Total No. of calls	100.0	159,207	100.0	9,693	6.1
Made by users	78.5	125,028	78.2	7,579	6.1
Made by kin or persons close to users	18.9	30,023	19.7	1,907	6.4
Other	2.6	4,156	2.1	207	5.0
2009					
Total No. of calls	100.0	68,541	100.0	4,593	6.7
Made by users	76.4	52,358	75.5	3,469	6.6
Made by kin or persons close to users	21.0	14,376	22.2	1,021	7.1
Other	2.6	1,807	2.2	103	5.7

USERS OF THE MOBILE SUPPORT SERVICE - December 31, 2009					
Users added since 2005	100.0	27,943	100.0	2,334	8.4
Former users	51.0	14,247	59.3	1,385	9.7
Users as of December 31, 2009	49.0	13,696	40.7	949	6.9

EMPLOYMENT AND FINANCIAL RIGHTS					
Labour contracts benefitting from rebates in Social Security dues for women victims of violence 2003 - December 2009					
		2,369		72	3.0
Labor contracts benefitting from rebates in Social Security dues for replacements of women victims of gender violence 2005 - December 2009					
		364		15	4.1
Women victims of violence being paid Active Insertion Benefit					
2006		10,924		760	7.0
2007		13,291		998	7.5
2008		16,883		1,325	7.8
2009		22,010		1,731	7.9
Relocation aid, January 2005 - December 2009					
		6,011		581	9.7
Applicants requesting financial aid under Section 27 of Comprehensive Protection Act 2006 - December 31, 2009					
Total No. of applications	100.0	1,775	100.0	65	3.7
Applications Approved	40.4	717	66.2	43	6.0
Applications Refused	59.6	1,058	33.8	22	2.1

TEMPORARY RESIDENCE PERMITS FOR ALIEN WOMEN					
March 2005 - December 2009	100.0	1,467	100.0	70	4.8
January 1, 2009 - December 31, 2009	41.8	613	48.6	34	5.5

GENDER VIOLENCE-RELATED DEATHS					
January 1, 2003 - December 31, 2009	100.0	475	100.0	34	7.2
January 1, 2009 - December 31, 2009	11.6	55	14.7	5	9.1

	CANTABRIA	TOTAL		Cantabria		Cantabria as % of TOTAL
		vertical %	Number	vertical %	Number	

POPULATION - January 1, 2009						
Total population	100.0	46,745,807	100.0	589,235	1.3	
Women aged 15 and over	43.5	20,316,981	44.8	264,047	1.3	

REPORTS OF GENDER VIOLENCE - January 2007 - December 2009						
2007		126,293		1,22	0.9	
2008		142,125		1,214	0.9	
2009		135,540		1,72	0.9	

Electronic tracking devices used in relation to gender violence						
Number of devices in use at December 31, 2009					3	


CALLS TO 016 LINE ANSWERED CONCERNING GENDER VIOLENCE						
September 3, 2007 - December 31, 2009						
Total No. of calls	100.0	159,207	100.0	1,958	1.2	
Made by users	78.5	125,028	80.5	1,577	1.3	
Made by kin or persons close to users	18.9	30,023	17.1	334	1.1	
Other	2.6	4,156	2.4	47	1.1	
2009						
Total No. of calls	100.0	68,541	100.0	841	1.2	
Made by users	76.4	52,358	78.7	662	1.3	
Made by kin or persons close to users	21.0	14,376	19.1	161	1.1	
Other	2.6	1,807	2.1	18	1.0	

USERS OF THE MOBILE SUPPORT SERVICE - December 31, 2009						
Users added since 2005	100.0	27,943	100.0	603	2.2	
Former users	51.0	14,247	40.1	242	1.7	
Users as of December 31, 2009	49.0	13,696	59.9	361	2.6	

EMPLOYMENT AND FINANCIAL RIGHTS						
Labour contracts benefitting from rebates in Social Security dues for women victims of violence 2003 - December 2009						
		2,369		12	0.5	
Labor contracts benefitting from rebates in Social Security dues for replacements of women victims of gender violence 2005 - December 2009						
		364		10	2.7	
Women victims of violence being paid Active Insertion Benefit						
2006		10,924		106	1.0	
2007		13,291		136	1.0	
2008		16,883		185	1.1	
2009		22,010		232	1.1	
Relocation aid, January 2005 - December 2009						
		6,011		62	1.0	
Applicants requesting financial aid under Section 27 of Comprehensive Protection Act 2006 - December 31, 2009						
Total No. of applications	100.0	1,775	100.0	54	3.0	
Applications Approved	40.4	717	48.1	26	3.6	
Applications Refused	59.6	1,058	51.9	28	2.6	

TEMPORARY RESIDENCE PERMITS FOR ALIEN WOMEN						
March 2005 - December 2009	100.0	1,467	100.0	19	1.3	
January 1, 2009 - December 31, 2009	41.8	613	26.3	5	0.8	

GENDER VIOLENCE-RELATED DEATHS						
January 1, 2003 - December 31, 2009	100.0	475	100.0	5	1.1	
January 1, 2009 - December 31, 2009	11.6	55	0.0	0	0.0	

	CASTILE - LA MANCHA	TOTAL		Castile - La Mancha		Castile - La Mancha as % of TOTAL
		vertical %	Number	vertical %	Number	

POPULATION - January 1, 2009						
Total population	100.0	46,745,807	100.0	2,081,313	4.5	
Women aged 15 and over	43.5	20,316,981	42.1	875,863	4.3	

REPORTS OF GENDER VIOLENCE - January 2007 - December 2009						
2007		126,293		3,885	3.1	
2008		142,125		5,193	3.7	
2009		135,540		5,370	4.0	

Electronic tracking devices used in relation to gender violence						
Number of devices in use at December 31, 2009						4


CALLS TO 016 LINE ANSWERED CONCERNING GENDER VIOLENCE						
September 3, 2007 - December 31, 2009						
Total No. of calls	100.0	159,207	100.0	5,630	3.5	
Made by users	78.5	125,028	78.8	4,436	3.6	
Made by kin or persons close to users	18.9	30,023	17.6	992	3.3	
Other	2.6	4,156	3.6	202	4.9	
2009						
Total No. of calls	100.0	68,541	100.0	2,435	3.6	
Made by users	76.4	52,358	76.4	1,861	3.6	
Made by kin or persons close to users	21.0	14,376	19.8	481	3.3	
Other	2.6	1,807	3.8	93	5.1	

USERS OF THE MOBILE SUPPORT SERVICE - December 31, 2009						
Users added since 2005	100.0	27,943	100.0	1,164	4.2	
Former users	51.0	14,247	51.9	604	4.2	
Users as of December 31, 2009	49.0	13,696	48.1	560	4.1	

EMPLOYMENT AND FINANCIAL RIGHTS						
Labour contracts benefitting from rebates in Social Security dues for women victims of violence 2003 - December 2009						
		2,369		61	2.6	
Labor contracts benefitting from rebates in Social Security dues for replacements of women victims of gender violence 2005 - December 2009						
		364		1	0.3	
Women victims of violence being paid Active Insertion Benefit						
2006		10,934		398	3.6	
2007		13,291		515	3.9	
2008		16,883		695	4.1	
2009		22,010		954	4.3	
Relocation aid, January 2005 - December 2009						
		6,011		289	4.8	
Applicants requesting financial aid under Section 27 of Comprehensive Protection Act 2006 - December 31, 2009						
Total No. of applications	100.0	1,775	100.0	52	2.9	
Applications Approved	40.4	717	61.5	32	4.5	
Applications Refused	59.6	1,058	38.5	20	1.9	

TEMPORARY RESIDENCE PERMITS FOR ALIEN WOMEN						
March 2005 - December 2009	100.0	1,467	100.0	53	3.6	
January 1, 2009 - December 31, 2009	41.8	613	35.8	19	3.1	

GENDER VIOLENCE-RELATED DEATHS						
January 1, 2003 - December 31, 2009	100.0	475	100.0	21	4.4	
January 1, 2009 - December 31, 2009	11.6	55	4.8	1	1.8	

	CASTILE AND LEON	TOTAL		Castile and Leon		Castile and Leon as % of TOTAL
		vertical %	Number	vertical %	Number	

POPULATION - January 1, 2009						
Total population	100.0	46,745,807	100.0	2,563,521	5.5	
Women aged 15 and over	43.5	20,316,981	44.7	1,145,047	5.6	

REPORTS OF GENDER VIOLENCE - January 2007 - December 2009						
2007		126,293		5,265	4.2	
2008		142,125		5,459	3.8	
2009		135,540		5,090	3.8	

Electronic tracking devices used in relation to gender violence						
Number of devices in use at December 31, 2009					2	


CALLS TO 016 LINE ANSWERED CONCERNING GENDER VIOLENCE September 3, 2007- December 31, 2009						
Total No. of calls	100.0	159,207	100.0	7,195	4.5	
Made by users	78.5	125,028	77.9	5,608	4.5	
Made by kin or persons close to users	18.9	30,023	19.6	1,408	4.7	
Other	2.6	4,156	2.5	179	4.3	
2009						
Total No. of calls	100.0	68,541	100.0	3,249	4.7	
Made by users	76.4	52,358	76.9	2,498	4.8	
Made by kin or persons close to users	21.0	14,376	20.9	680	4.7	
Other	2.6	1,807	2.2	71	3.9	

USERS OF THE MOBILE SUPPORT SERVICE - December 31, 2009						
Users added since 2005	100.0	27,943	100.0	792	2.8	
Former users	51.0	14,247	58.6	464	3.3	
Users as of December 31, 2009	49.0	13,696	41.4	328	2.4	

EMPLOYMENT AND FINANCIAL RIGHTS						
Labour contracts benefitting from rebates in Social Security dues for women victims of violence 2003 - December 2009						
		2,369		505	21.3	
Labor contracts benefitting from rebates in Social Security dues for replacements of women victims of gender violence 2005 - December 2009						
		364		18	4.9	
Women victims of violence being paid Active Insertion Benefit						
2006		10,924		494	4.5	
2007		13,291		593	4.5	
2008		16,883		769	4.6	
2009		22,010		957	4.3	
Relocation aid, January 2005 - December 2009						
		6,011		484	8.1	
Applicants requesting financial aid under Section 27 of Comprehensive Protection Act 2006 - December 31, 2009						
Total No. of applications	100.0	1,775	100.0	63	3.5	
Applications Approved	40.4	717	44.4	28	3.9	
Applications Refused	59.6	1,058	55.6	35	3.3	

TEMPORARY RESIDENCE PERMITS FOR ALIEN WOMEN						
March 2005 - December 2009	100.0	1,467	100.0	49	3.3	
January 1, 2009 - December 31, 2009	41.8	613	38.8	19	3.1	

GENDER VIOLENCE-RELATED DEATHS						
January 1, 2003 - December 31, 2009	100.0	475	100.0	23	4.8	
January 1, 2009 - December 31, 2009	11.6	55	4.3	1	1.8	

	CATALONIA	TOTAL		Catalonia		Catalonia as % of TOTAL
		vertical %	Number	vertical %	Number	

POPULATION - January 1, 2009						
Total population	100.0	46,745,807	100.0	7,475,420	16.0	
Women aged 15 and over	43.5	20,236,981	43.1	3,218,479	15.8	

REPORTS OF GENDER VIOLENCE - January 2007 - December 2009						
2007		126,293		18,424	14.6	
2008		142,125		20,365	14.3	
2009		135,540		18,218	13.4	

Electronic tracking devices used in relation to gender violence						
Number of devices in use at December 31, 2009					1	


CALLS TO 016 LINE ANSWERED CONCERNING GENDER VIOLENCE September 3, 2007- December 31, 2009						
Total No. of calls	100.0	159,207	100.0	21,223	13.4	
Made by users	78.5	125,028	79.9	16,956	13.6	
Made by kin or persons close to users	18.9	30,023	17.6	3,745	12.5	
Other	2.6	4,156	2.5	522	12.6	
2009						
Total No. of calls	100.0	68,541	100.0	9,118	13.3	
Made by users	76.4	52,358	77.8	7,097	13.6	
Made by kin or persons close to users	21.0	14,376	19.4	1,773	12.3	
Other	2.6	1,807	2.7	248	13.7	

USERS OF THE MOBILE SUPPORT SERVICE - December 31, 2009						
Users added since 2005	100.0	27,943	100.0	3,559	12.7	
Former users	51.0	14,247	34.6	1,233	8.7	
Users as of December 31, 2009	49.0	13,696	65.4	2,326	17.0	

EMPLOYMENT AND FINANCIAL RIGHTS						
Labour contracts benefitting from rebates in Social Security dues for women victims of violence 2003 - December 2009						
		2,369		177	7.5	
Labor contracts benefitting from rebates in Social Security dues for replacements of women victims of gender violence 2005 - December 2009						
		364		60	16.5	
Women victims of violence being paid Active Insertion Benefit						
2006		10,924		805	7.4	
2007		13,291		961	7.2	
2008		16,883		1,322	7.8	
2009		22,010		1,823	8.3	
Relocation aid, January 2005 - December 2009						
		6,011		363	6.0	
Applicants requesting financial aid under Section 27 of Comprehensive Protection Act 2006 - December 31, 2009						
Total No. of applications	100.0	1,775	100.0	125	7.0	
Applications Approved	40.4	717	28.0	35	4.9	
Applications Refused	59.6	1,058	72.0	90	8.5	

TEMPORARY RESIDENCE PERMITS FOR ALIEN WOMEN						
March 2005 - December 2009	100.0	1,467	100.0	221	15.1	
January 1, 2009 - December 31, 2009	41.8	613	38.5	85	13.9	

GENDER VIOLENCE-RELATED DEATHS						
January 1, 2003 - December 31, 2009	100.0	475	100.0	74	15.6	
January 1, 2009 - December 31, 2009	11.6	55	13.5	10	18.2	

 VALENCIAN COMMUNITY	TOTAL		Regional Community of Valencia		Regional Community of Valencia as % of TOTAL
	vertical %	Number	vertical %	Number	

POPULATION - January 1, 2009					
Total population	100.0	46,745,807	100.0	5,094,675	10.9
Women aged 15 and over	43.5	20,316,981	43.0	2,191,919	10.8

REPORTS OF GENDER VIOLENCE - January 2007 - December 2009					
2007		126,293		15,614	12.4
2008		142,125		19,003	13.4
2009		135,540		19,350	14.3

Electronic tracking devices used in relation to gender violence					
Number of devices in use at December 31, 2009					13


CALLS TO 016 LINE ANSWERED CONCERNING GENDER VIOLENCE September 3, 2007- December 31, 2009					
Total No. of calls	100.0	159,207	100.0	16,322	10.3
Made by users	78.5	125,028	79.4	12,965	10.4
Made by kin or persons close to users	18.9	30,023	17.5	2,850	9.5
Other	2.6	4,156	3.1	507	12.3
2009					
Total No. of calls	100.0	68,541	100.0	7,078	10.3
Made by users	76.4	52,358	78.5	5,558	10.6
Made by kin or persons close to users	21.0	14,376	18.4	1,304	9.1
Other	2.6	1,807	3.1	216	12.0

USERS OF THE MOBILE SUPPORT SERVICE - December 31, 2009					
Users added since 2005	100.0	27,943	100.0	6,199	22.2
Former users	51.0	14,247	60.9	3,776	26.5
Users as of December 31, 2009	49.0	13,696	39.1	2,423	17.7

EMPLOYMENT AND FINANCIAL RIGHTS					
Labour contracts benefitting from rebates in Social Security dues for women victims of violence 2003 - December 2009					
		2,369		306	12.9
Labor contracts benefitting from rebates in Social Security dues for replacements of women victims of gender violence 2005 - December 2009					
		364		38	10.4
Women victims of violence being paid Active Insertion Benefit					
2006		10,924		1,430	13.1
2007		13,291		1,742	13.1
2008		16,883		2,281	13.5
2009		22,020		3,340	15.2
Relocation aid, January 2005 - December 2009					
		6,011		506	8.4
Applicants requesting financial aid under Section 27 of Comprehensive Protection Act 2006 - December 31, 2009					
Total No. of applications	100.0	1,775	100.0	320	18.0
Applications Approved	40.4	717	45.9	147	20.5
Applications Refused	59.6	1,058	54.1	173	16.4

TEMPORARY RESIDENCE PERMITS FOR ALIEN WOMEN					
March 2005 - December 2009	100.0	1,467	100.0	243	16.6
January 1, 2009 - December 31, 2009	41.8	613	48.1	117	19.1

GENDER VIOLENCE-RELATED DEATHS					
January 1, 2003 - December 31, 2009	100.0	475	100.0	59	12.4
January 1, 2009 - December 31, 2009	11.6	55	15.3	9	16.4

	EXTREMADURA	TOTAL		Extremadura		Extremadura as % of TOTAL
		vertical %	Number	vertical %	Number	

POPULATION - January 1, 2009						
Total population	100.0	46,661,950	100.0	1,100,000	2.4	
Women aged 15 and over	43.4	20,266,061	43.2	475,163	2.3	

REPORTS OF GENDER VIOLENCE - January 2007 - December 2009						
2007		126,293		1,536	1.2	
2008		142,125		1,632	1.1	
2009		135,540		1,702	1.3	

Electronic tracking devices used in relation to gender violence						
Number of devices in use at December 31, 2009					3	


CALLS TO 016 LINE ANSWERED CONCERNING GENDER VIOLENCE September 3, 2007- December 31, 2009						
Total No. of calls	100.0	159,207	100.0	3,300	2.1	
Made by users	78.5	125,028	79.5	2,264	2.1	
Made by kin or persons close to users	18.9	30,023	17.6	581	1.9	
Other	2.6	4,156	2.9	95	2.3	
2009						
Total No. of calls	100.0	68,541	100.0	1,417	2.1	
Made by users	76.4	52,358	78.5	1,112	2.1	
Made by kin or persons close to users	21.0	14,376	18.4	261	1.8	
Other	2.6	1,807	3.1	44	2.4	

USERS OF THE MOBILE SUPPORT SERVICE - December 31, 2009						
Users added since 2005	100.0	27,943	100.0	492	1.8	
Former users	51.0	14,247	52.9	261	1.8	
Users as of December 31, 2009	49.0	13,696	47.1	232	1.7	

EMPLOYMENT AND FINANCIAL RIGHTS						
Labour contracts benefitting from rebates in Social Security dues for women victims of violence 2003 - December 2009						
		2,369		18	0.8	
Labor contracts benefitting from rebates in Social Security dues for replacements of women victims of gender violence 2005 - December 2009						
		364		3	0.8	
Women victims of violence being paid Active Insertion Benefit						
2006		10,924		370	3.4	
2007		13,291		484	3.6	
2008		16,883		586	3.5	
2009		22,010		664	3.0	
Relocation aid, January 2005 - December 2009						
		6,011		143	2.4	
Applicants requesting financial aid under Section 27 of Comprehensive Protection Act 2006 - December 31, 2009						
Total No. of applications	100.0	1,775	100.0	110	6.2	
Applications Approved	40.4	717	33.6	37	5.2	
Applications Refused	59.6	1,058	66.4	73	6.9	

TEMPORARY RESIDENCE PERMITS						
March 2005 - December 2009	100.0	1,467	100.0	31	2.1	
January 1, 2009 - December 31, 2009	41.8	613	35.5	11	1.8	

GENDER VIOLENCE-RELATED DEATHS						
January 1, 2003 - December 31, 2009	100.0	475	100.0	5	1.1	
January 1, 2009 - December 31, 2009	11.6	55	20.0	1	1.8	

 GALICIA	TOTAL		Galicia		Galicia as % of TOTAL
	vertical %	Number	vertical %	Number	

POPULATION - January 1, 2009

Total population	100.0	46,745,807	100.0	2,796,089	6.0
Women aged 15 and over	43.5	20,316,981	46.2	1,292,345	6.4

REPORTS OF GENDER VIOLENCE - January 2007 - December 2009

2007		126,293		5,181	4.1
2008		142,125		5,959	4.2
2009		135,540		6,068	4.5

Electronic tracking devices used in relation to gender violence

Number of devices in use at December 31, 2009	4
---	---

CALLS TO 016 LINE ANSWERED CONCERNING GENDER VIOLENCE
September 3, 2007 - December 31, 2009

Total No. of calls	100.0	159,207	100.0	7,070	4.4
Made by users	78.4	125,028	79.1	5,593	4.5
Made by kin or persons close to users	18.9	30,023	18.8	1,332	4.4
Other	2.6	4,156	2.1	145	3.5
2009					
Total No. of calls	100.0	68,541	100.0	3,096	4.5
Made by users	76.4	52,358	76.3	2,362	4.5
Made by kin or persons close to users	21.0	14,376	22.1	684	4.8
Other	2.6	1,807	1.6	50	2.8

USERS OF THE MOBILE SUPPORT SERVICE - December 31, 2009

Users added since 2005	100.0	27,943	100.0	919	3.3
Former users	51.0	14,247	49.3	453	3.2
Users as of December 31, 2009	49.0	13,696	50.7	466	3.4

EMPLOYMENT AND FINANCIAL RIGHTS


Labour contracts benefitting from rebates in Social Security dues for women victims of violence 2003 - December 2009		2,369		109	4.6
Labor contracts benefitting from rebates in Social Security dues for replacements of women victims of gender violence 2005 - December 2009		364		13	3.6
Women victims of violence being paid Active Insertion Benefit					
2006		10,924		511	4.7
2007		13,291		569	4.3
2008		16,883		641	3.8
2009		22,010		794	3.6
Relocation aid, January 2005 - December 2009		6,011		351	5.8
Applicants requesting financial aid under Section 27 of Comprehensive Protection Act 2006 - December 31, 2009					
Total No. of applications	100.0	1,775	100.0	268	15.1
Applications Approved	40.4	717	36.9	99	13.8
Applications Refused	59.6	1,058	63.1	169	16.0

TEMPORARY RESIDENCE PERMITS

March 2005 - December 2009	100.0	1,467	100.0	36	2.5
January 1, 2009 - December 31, 2009	41.8	613	47.2	17	2.8

GENDER VIOLENCE-RELATED DEATHS

January 1, 2003 - December 31, 2009	100.0	475	100.0	23	4.8
January 1, 2009 - December 31, 2009	11.6	55	13.0	3	5.5

	MADRID	TOTAL		Madrid		Madrid as % of TOTAL
		vertical %	Number	vertical %	Number	

POPULATION - January 1, 2009

Total population	100.0	46,745,807	100.0	6,386,932	13.7
Women aged 15 and over	43.5	20,316,981	44.3	2,827,772	13.9

REPORTS OF GENDER VIOLENCE - January 2007 - December 2009

2007		126,293		18,975	15.0
2008		142,125		22,480	15.8
2009		135,540		20,860	15.4

Electronic tracking devices used in relation to gender violence

Number of devices in use at December 31, 2009	89
---	----

CALLS TO 016 LINE ANSWERED CONCERNING GENDER VIOLENCE

September 3, 2007- December 31, 2009

Total No. of calls	100.0	159,207	100.0	38,959	24.5
Made by users	78.5	125,028	78.3	30,496	24.4
Made by kin or persons close to users	18.9	30,023	19.4	7,553	25.2
Other	2.6	4,156	2.3	910	22.0
2009					
Total No. of calls	100.0	68,541	100.0	16,438	24.0
Made by users	76.4	52,358	76.1	13,508	23.9
Made by kin or persons close to users	21.0	13,376	21.6	3,558	24.7
Other	2.6	1,807	2.3	372	20.6

USERS OF THE MOBILE SUPPORT SERVICE - December 31, 2009

Users added since 2005	100.0	27,943	100.0	4,033	14.4
Former users	51.0	14,247	40.9	1,648	11.6
Users as of December 31, 2009	49.0	13,696	59.1	2,385	17.4

EMPLOYMENT AND FINANCIAL RIGHTS


Labour contracts benefitting from rebates in Social Security dues for women victims of violence 2003 - December 2009		2,369		168	7.1
Labor contracts benefitting from rebates in Social Security dues for replacements of women victims of gender violence 2005 - December 2009		364		44	12.1
Women victims of violence being paid Active Insertion Benefit					
2006		10,924		715	6.5
2007		13,291		900	6.8
2008		16,883		1,186	7.0
2009		22,010		1,644	7.5
Relocation aid, January 2005 - December 2009		6,011		545	9.1
Applicants requesting financial aid under Section 27 of Comprehensive Protection Act 2006 - December 31, 2009					
Total No. of applications	100.0	1,775	100.0	332	18.7
Applications Approved	40.4	717	8.1	27	3.8
Applications Refused	59.6	1,058	91.9	305	28.8

TEMPORARY RESIDENCE PERMITS

March 2005 - December 2009	100.0	1,467	100.0	193	13.2
January 1, 2009 - December 31, 2009	41.8	613	47.2	91	14.8

GENDER VIOLENCE-RELATED DEATHS

January 1, 2003 - December 31, 2009	100.0	475	100.0	45	9.5
January 1, 2009 - December 31, 2009	11.6	55	11.1	5	9.1

 MURCIA	TOTAL		Murcia		Murcia as % of TOTAL
	vertical %	Number	vertical %	Number	

POPULATION - January 1, 2009					
Total population	100.0	46,661,950	100.0	1,445,410	3.1
Women aged 15 and over	43.4	20,266,061	41.0	591,978	2.9

REPORTS OF GENDER VIOLENCE - January 2007 - December 2009					
2007		126,293		4,872	3.9
2008		142,125		6,189	4.4
2009		135,540		6,085	4.5

Electronic tracking devices used in relation to gender violence					
Number of devices in use at December 31, 2009					0


CALLS TO 016 LINE ANSWERED CONCERNING GENDER VIOLENCE					
September 3, 2007- December 31, 2009					
Total No. of calls	100.0	159,207	100.0	4,880	3.1
Made by users	78.5	125,028	78.2	3,816	3.1
Made by kin or persons close to users	18.9	30,023	19.0	926	3.1
Other	2.6	4,156	2.8	138	3.3
2009					
Total No. of calls	100.0	68,541	100.0	2,069	3.0
Made by users	76.4	52,358	74.6	1,543	2.9
Made by kin or persons close to users	21.0	14,376	22.5	465	3.2
Other	2.6	1,807	2.9	61	3.4

USERS OF THE MOBILE SUPPORT SERVICE - December 31, 2009					
Users added since 2005	100.0	27,943	100.0	344	1.2
Former users	51.0	14,247	51.7	178	1.2
Users as of December 31, 2009	49.0	13,696	48.3	166	1.2

EMPLOYMENT AND FINANCIAL RIGHTS					
Labour contracts benefitting from rebates in Social Security dues for women victims of violence 2003 - December 2009					
		2,369		25	1.1
Labor contracts benefitting from rebates in Social Security dues for replacements of women victims of gender violence 2005 - December 2009					
		364		7	1.9
Women victims of violence being paid Active Insertion Benefit					
2006		10,924		273	2.5
2007		13,291		330	2.5
2008		16,883		496	2.9
2009		22,010		795	3.6
Relocation aid, January 2005 - December 2009					
		6,011		95	1.6
Applicants requesting financial aid under Section 27 of Comprehensive Protection Act 2006 - December 31, 2009					
Total No. of applications	100.0	1,775		0	0.0
Applications Approved	40.4	717		0	0.0
Applications Refused	59.6	1,058		0	0.0

TEMPORARY RESIDENCE PERMITS					
March 2005 - December 2009	100.0	1,467	100.0	104	7.1
January 1, 2009 - December 31, 2009	41.8	613	36.5	38	6.2

GENDER VIOLENCE-RELATED DEATHS					
January 1, 2003 - December 31, 2009	100.0	475	100.0	20	4.2
January 1, 2009 - December 31, 2009	11.6	55	10.0	2	3.6

	NAVARRE	TOTAL		Navarre		Navarre as % of TOTAL
		vertical %	Number	vertical %	Number	

POPULATION - January 1, 2009

Total population	100.0	46,661,950	100.0	628,569	1.3
Women aged 15 and over	43.4	20,266,061	42.6	268,443	1.3

REPORTS OF GENDER VIOLENCE - January 2007 - December 2009

2007		126,293		1,377	1.1
2008		142,125		1,490	1.0
2009		135,540		1,236	0.9

Electronic tracking devices used in relation to gender violence

Number of devices in use at December 31, 2009	1
---	---

CALLS TO 016 LINE ANSWERED CONCERNING GENDER VIOLENCE

September 3, 2007- December 31, 2009

Total No. of calls	100.0	159,207	100.0	1,659	1.0
Made by users	78.5	125,028	77.1	1,279	1.0
Made by kin or persons close to users	18.9	30,023	20.6	342	1.1
Other	2.6	4,156	2.3	38	0.9

2009

Total No. of calls	100.0	68,541	100.0	776	1.1
Made by users	76.4	52,358	74.0	574	1.1
Made by kin or persons close to users	21.0	14,376	23.3	181	1.3
Other	2.6	1,807	2.7	21	1.2

USERS OF THE MOBILE SUPPORT SERVICE - December 31, 2009

Users added since 2005	100.0	27,943	100.0	17	0.1
Former users	51.0	14,247	35.3	6	0.0
Users as of December 31, 2009	49.0	13,696	64.7	11	0.1

EMPLOYMENT AND FINANCIAL RIGHTS

Labour contracts benefitting from rebates in Social Security dues for women victims of violence 2003 - December 2009		2,369		15	0.6
--	--	-------	--	----	-----

Labor contracts benefitting from rebates in Social Security dues for replacements of women victims of gender violence 2005 - December 2009		364		47	12.9
--	--	-----	--	----	------

Women victims of violence being paid Active Insertion Benefit					
2006		10,924		65	0.6
2007		13,291		80	0.6
2008		16,883		110	0.7
2009		22,010		132	0.6

Relocation aid, January 2005 - December 2009		6,011		123	2.0
--	--	-------	--	-----	-----

Applicants requesting financial aid under Section 27 of Comprehensive Protection Act 2006 - December 31, 2009


Total No. of applications	100.0	1,775		0	0.0
Applications Approved	40.4	717		0	0.0
Applications Refused	59.6	1,058		0	0.0

TEMPORARY RESIDENCE PERMITS

March 2005 - December 2009	100.0	1,467	100.0	1	0.1
January 1, 2009 - December 31, 2009	41.8	613	0.0	0	0.0

GENDER VIOLENCE-RELATED DEATHS

January 1, 2003 - December 31, 2009	100.0	475	100.0	8	1.7
January 1, 2009 - December 31, 2009	11.6	55	0.0	0	0.0

	BASQUE COUNTRY	TOTAL		Basque Country		Basque Country as % of TOTAL
		vertical %	Number	vertical %	Number	

POPULATION - January 1, 2009						
Total population	100.0	46,745,807	1000	2,172,175	4.6	
Women aged 15 and over	43.5	20,316,981	44.8	972,701	4.8	

REPORTS OF GENDER VIOLENCE - January 2007 - December 2009						
2007		126,293		3,444	2.7	
2008		142,125		3,739	2.6	
2009		135,540		4,058	3.0	

Electronic tracking devices used in relation to gender violence						
Number of devices in use at December 31, 2009						6


CALLS TO 016 LINE ANSWERED CONCERNING GENDER VIOLENCE						
September 3, 2007- December 31, 2009						
Total No. of calls	100.0	159,207	100.0	3,999	2.5	
Made by users	78.5	125,028	75.7	3,029	2.4	
Made by kin or persons close to users	18.9	30,023	21.9	875	2.9	
Other	2.6	4,156	2.4	95	2.3	
2009						
Total No. of calls	100.0	68,541	100.0	1,733	2.5	
Made by users	76.4	52,358	73.8	1,279	2.4	
Made by kin or persons close to users	21.0	14,376	24.3	421	2.9	
Other	2.6	1,807	1.9	33	1.8	

USERS OF THE MOBILE SUPPORT SERVICE - December 31, 2009						
Users added since 2005	100.0	27,943	100.0	315	1.1	
Former users	51.0	14,247	58.1	183	1.3	
Users as of December 31, 2009	49.0	13,696	41.9	132	1.0	

EMPLOYMENT AND FINANCIAL RIGHTS						
Labour contracts benefitting from rebates in Social Security dues for women victims of violence 2003 - December 2009						
		2,369		39	1.6	
Labor contracts benefitting from rebates in Social Security dues for replacements of women victims of gender violence 2005 - December 2009						
		364		39	10.7	
Women victims of violence being paid Active Insertion Benefit						
2006		10,924		166	1.5	
2007		13,291		227	1.7	
2008		16,883		277	1.6	
2009		22,010		352	1.6	
Relocation aid, January 2005 - December 2009						
		6,011		166	2.8	
Applicants requesting financial aid under Section 27 of Comprehensive Protection Act 2006 - December 31, 2009						
Total No. of applications	100.0	1,775		0	0.0	
Applications Approved	40.4	717		0	0.0	
Applications Refused	59.6	1,058		0	0.0	

TEMPORARY RESIDENCE PERMITS						
March 2005 - December 2009	100.0	1,467	100.0	57	3.9	
January 1, 2009 - December 31, 2009	41.8	613	28.1	16	2.6	

GENDER VIOLENCE-RELATED DEATHS						
January 1, 2003 - December 31, 2009	100.0	475	100.0	18	3.8	
January 1, 2009 - December 31, 2009	11.6	55	11.1	2	3.6	

	LA RIOJA	TOTAL		La Rioja		La Rioja as % of TOTAL
		vertical %	Number	vertical %	Number	

POPULATION - January 1, 2009						
Total population	100.0	46,745,807	100.0	321,702	0.7	
Women aged 15 and over	43.5	20,316,981	42.7	137,251	0.7	

REPORTS OF GENDER VIOLENCE - January 2007 - December 2009						
2007		126,293		749	0.6	
2008		142,125		800	0.6	
2009		135,540		834	0.6	

Electronic tracking devices used in relation to gender violence						
Number of devices in use at December 31, 2009						0


CALLS TO 016 LINE ANSWERED CONCERNING GENDER VIOLENCE September 3, 2007- December 31, 2009						
Total No. of calls	100.0	159,207	100.0	778	0.5	
Made by users	78.5	125,028	76.1	592	0.5	
Made by kin or persons close to users	18.9	30,023	21.7	169	0.6	
Other	2.6	4,156	2.2	17	0.4	
2009						
Total No. of calls	100.0	68,541	100.0	321	0.5	
Made by users	76.4	52,358	72.9	234	0.4	
Made by kin or persons close to users	21.0	14,376	24.9	80	0.6	
Other	2.6	1,807	2.2	7	0.4	

USERS OF THE MOBILE SUPPORT SERVICE - December 31, 2009						
Users added since 2005	100.0	27,943	100.0	2	0.0	
Former users	51.0	14,247	0.0	0	0.0	
Users as of December 31, 2009	49.0	13,696	100.0	2	0.0	

EMPLOYMENT AND FINANCIAL RIGHTS						
Labour contracts benefitting from rebates in Social Security dues for women victims of violence 2003 - December 2009						
		2,369		8	0.3	
Labor contracts benefitting from rebates in Social Security dues for replacements of women victims of gender violence 2005 - December 2009						
		364		5	1.4	
Women victims of violence being paid Active Insertion Benefit						
2006		10,924		37	0.3	
2007		13,291		49	0.4	
2008		16,883		56	0.3	
2009		22,010		95	0.4	
Relocation aid, January 2005 - December 2009						
		6,011		58	1.0	
Applicants requesting financial aid under Section 27 of Comprehensive Protection Act 2006 - December 31, 2009						
Total No. of applications	100.0	1,775	100.0	39	2.2	
Applications Approved	40.4	717	92.3	36	5.0	
Applications Refused	59.6	1,058	7.7	3	0.3	

TEMPORARY RESIDENCE PERMITS						
March 2005 - December 2009	100.0	1,467	100.0	6	0.4	
January 1, 2009 - December 31, 2009	41.8	613	33.3	2	0.3	

GENDER VIOLENCE-RELATED DEATHS						
January 1, 2003 - December 31, 2009	100.0	475	100.0	5	1.1	
January 1, 2009 - December 31, 2009	11.6	55	0.0	0	0.0	

	TOTAL		Ceuta		Ceuta as % of TOTAL
	vertical %	Number	vertical %	Number	

POPULATION - January 1, 2009

Total population	100.0	46,745,807	100.0	78,674	0.2
Women aged 15 and over	43.5	20,316,981	38.9	30,603	0.2

REPORTS OF GENDER VIOLENCE - January 2007 - December 2009

2007		126,293		0	0.0
2008		142,125		0	0.0
2009		135,540		0	0.0

Electronic tracking devices used in relation to gender violence

Number of devices in use at December 31, 2009	0
---	---

CALLS TO 016 LINE ANSWERED CONCERNING GENDER VIOLENCE

September 3, 2007- December 31, 2009

Total No. of calls	100.0	159,207	100.0	252	0.2
Made by users	78.5	125,028	76.6	193	0.2
Made by kin or persons close to users	18.9	30,023	21.0	53	0.2
Other	2.6	4,156	2.4	6	0.1

2009

Total No. of calls	100.0	68,541	100.0	90	0.1
Made by users	76.4	52,358	77.8	70	0.1
Made by kin or persons close to users	21.0	14,376	17.8	16	0.1
Other	2.6	1,807	4.4	4	0.2

USERS OF THE MOBILE SUPPORT SERVICE - December 31, 2009

Users added since 2005	100.0	27,943	100.0	23	0.1
Former users	51.0	14,247	34.8	8	0.1
Users as of December 31, 2009	49.0	13,696	65.2	15	0.1

EMPLOYMENT AND FINANCIAL RIGHTS

Labour contracts benefitting from rebates in Social Security dues for women victims of violence 2003 - December 2009		2,369		2	0.1
--	--	-------	--	---	-----

Labor contracts benefitting from rebates in Social Security dues for replacements of women victims of gender violence 2005 - December 2009		364		0	0.0
--	--	-----	--	---	-----

Women victims of violence being paid Active Insertion Benefit					
2006		10,924		52	0.5
2007		13,291		56	0.4
2008		16,883		40	0.2
2009		22,010		25	0.1

Relocation aid, January 2005 - December 2009		6,011		2	0.0
--	--	-------	--	---	-----

Applicants requesting financial aid under Section 27 of Comprehensive Protection Act 2006 - December 31, 2009


Total No. of applications	100.0	1,775		0	0.0
Applications Approved	40.4	717		0	0.0
Applications Refused	59.6	1,058		0	0.0

TEMPORARY RESIDENCE PERMITS

March 2005 - December 2009	100.0	1,467	100.0	18	1.2
January 1, 2009 - December 31, 2009	41.8	613	5.6	1	0.2

GENDER VIOLENCE-RELATED DEATHS

January 1, 2003 - December 31, 2009	100.0	475	100.0	2	0.4
January 1, 2009 - December 31, 2009	11.6	55	50.0	1	1.8

	TOTAL		Melilla		Melilla as % of TOTAL
	vertical %	Number	vertical %	Number	

POPULATION - January 1, 2009

Total population	100.0	46,745,807	100.0	73.460	0.2
Women aged 15 and over	43.5	20,316,981	38.6	28.334	0.1

REPORTS OF GENDER VIOLENCE - January 2007 - December 2009

2007		126,293		0	0.0
2008		142,135		0	0.0
2009		135,540		0	0.0

Electronic tracking devices used in relation to gender violence

Number of devices in use at December 31, 2009	0
---	---

CALLS TO 016 LINE ANSWERED CONCERNING GENDER VIOLENCE

September 3, 2007- December 31, 2009

Total No. of calls	100.0	159,207	100.0	379	0.2
Made by users	7.5	125,028	75.5	286	0.2
Made by kin or persons close to users	18.9	30,023	20.6	78	0.3
Other	2.6	4,156	4.0	15	0.4

2009

Total No. of calls	100.0	68,541	100.0	154	0.2
Made by users	76.4	52,358	72.7	112	0.2
Made by kin or persons close to users	21.0	14,376	25.3	39	0.3
Other	2.6	1,807	1.9	3	0.2

USERS OF THE MOBILE SUPPORT SERVICE - December 31, 2009

Users added since 2005	100.0	27,943	100.0	89	0.3
Former users	51.0	14,247	66.3	59	0.4
Users as of December 31, 2009	49.0	13,696	33.7	30	0.2

EMPLOYMENT AND FINANCIAL RIGHTS

Labour contracts benefitting from rebates in Social Security dues for women victims of violence 2003 - December 2009

		2,369		0	0.0
--	--	-------	--	---	-----

Labor contracts benefitting from rebates in Social Security dues for replacements of women victims of gender violence 2005 - December 2009

		364		0	0.0
--	--	-----	--	---	-----

Women victims of violence being paid Active Insertion Benefit

2006		10,924		42	0.4
2007		13,291		48	0.4
2008		16,883		52	0.3
2009		22,010		51	0.2

Relocation aid, January 2005 - December 2009

		6,011		25	0.4
--	--	-------	--	----	-----

Applicants requesting financial aid under Section 27 of Comprehensive Protection Act 2006 - December 31, 2009

Total No. of applications	100.0	1,775		0	0.0
Applications Approved	40.4	717		0	0.0
Applications Refused	59.6	1,058		0	0.0

TEMPORARY RESIDENCE PERMITS

March 2005 - December 2009	100.0	1,467	100.0	28	1.9
January 1, 2009 - December 31, 2009	41.8	613	7.1	2	0.3

GENDER VIOLENCE-RELATED DEATHS

January 1, 2003 - December 31, 2009	100.0	475	100.0	2	0.4
January 1, 2009 - December 31, 2009	11.6	55	0.0	0	0.0

It is considered essential for the statistical information currently available to be maintained and further improved with supplementary information drawn from other sources, in particular with consistent overall figures on the comprehensive social assistance means used that are contributing towards the recovery of gender violence victims.

It is likewise considered necessary to gain more in-depth knowledge to fight this serious social problem through both quantitative and qualitative research and surveys.

Madrid, July 13, 2010