



GOBIERNO
DE ESPAÑA

MINISTERIO
DE SANIDAD, SERVICIOS SOCIALES
E IGUALDAD

SECRETARÍA
DE ESTADO
DE SERVICIOS SOCIALES
E IGUALDAD

DELEGACIÓN
DEL GOBIERNO
PARA LA VIOLENCIA
DE GÉNERO

7TH ANNUAL REPORT BY THE NATIONAL OBSERVATORY ON VIOLENCE AGAINST WOMEN

EXECUTIVE REPORT

Madrid, 6 March 2015

NIPO: 680-15-017-3

7TH ANNUAL REPORT BY THE NATIONAL OBSERVATORY ON VIOLENCE AGAINST WOMEN

EXECUTIVE REPORT

Article 30.2 of Organic Law 1/2004, of 28 December, on measures to provide comprehensive protection against gender-based violence (hereafter referred to as the Comprehensive Protection Law), establishes that the National Observatory on Violence against Women shall produce an annual report on violence against women in accordance with the terms of Article 1.1 of the Comprehensive Protection Law.

This 7th Annual Report was approved by plenary meeting of the Observatory on 19 November 2014.

Reports approved and published

The six preceding annual reports published by the National Observatory on Violence against Women, approved in 2007 (1st Report), 2009 (2nd Report), 2010 (3rd Report), 2011 (4th Report), 2012 (5th Report) and 2013 (6th Report), draw on information about gender-based violence referring, on the one hand, to the period before implementation of the Comprehensive Protection Law and up to 2007 (1st Report) and, on the other, to statistical data available up to the end of 2008 (2nd Report), 2009 (3rd Report), 2010 (4th Report), 2011 (5th Report) and 2012 (6th Report), respectively.

The system of gender-based-violence indicators and variables was included as an annex to the 1st Report by the Observatory. The 2nd Annual Report by the Observatory also included the findings of research into life experience of women disabled by gender-based violence, which had been commissioned by the Government Office for Gender-based Violence. The 3rd Annual Report included a report by the research group into parental alienation syndrome, the result of the work done by a group established within the Observatory. The 4th Annual Report included a report by a research group created to investigate the extent to which infants exposed to gender-based violence (either as witnesses or victims) are susceptible to becoming direct victims in later life.

As regards the statistical data, the number of indicators and statistical variables deriving from them has increased from one report to the next, as has data disaggregation.

The 1st, 2nd, 3rd, 4th, 5th and 6th Annual Reports have been published in the collection entitled *Against Gender-based Violence. Documents* in both physical and digital format. The full reports have also been published in digital format in English, and the respective executive reports have been published in digital format in Spanish, French and English. All the reports are available for download from the Social Services and Equality section of the Ministry of Health, Social Services and Equality website.

7th Annual Report (2014): structure and contents

The 7th Annual Report by the Observatory, produced by the Subdirectorate-General for Awareness, Prevention and Knowledge of Gender-based Violence and approved on 19 November 2014, is divided into 14 chapters and an annex containing a summary of the data on each autonomous community and province.

Statistical Annual Report on Gender-based Violence

As part of the Observatory's 7th Annual Report, the Statistical Annual Report presents the data collected on gender-based violence in 2013. In addition, it compiles these with the data collected in previous years to allow for analysis and interpretation of the entire period and so provide a better and more comprehensive understanding of the reality as regards gender-based violence in Spain. It also provides information on victim and aggressor behaviour, on the number of formal complaints of gender-based violence filed, on the resources made available to victims of gender-based violence, and on changes in social perception of gender-based violence, among other aspects.

The Statistical Annual Report annexed to the Observatory's 7th Report comprises 14 chapters (described briefly below) containing analyses drawn fundamentally from the overall data collected on gender-based violence in Spain in 2013.

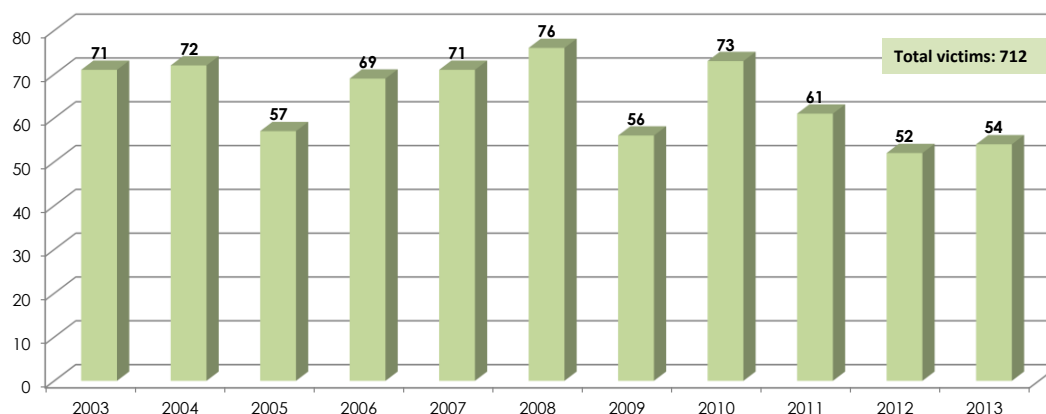
1. Fatal victims of gender-based violence. 1 January 2003 to 31 December 2013. Data source: Government Office for Gender-based Violence (Secretariat of State for Social Services and Equality. Ministry of Health, Social Services and Equality).

Number of fatal victims: In 2013, there were 54 fatal victims, bringing the total number of fatal victims between 2003 and 2013 to 712.

Over that period, 56.2% of the women murdered in Spain died at the hands of their partner or ex-partner.

The figure below shows how the number of women murdered by their partners or ex-partners has varied in that time.

Figure 1.1. Fatal victims of gender-based violence. 1 January 2003 to 31 December 2013.



Source: Ministry of Health, Social Services and Equality. Government Office for Gender-based Violence.

Formal complaints filed by fatal victims: Of the 54 fatal victims in 2013, only 20.37% (11 women) had filed a formal complaint against their aggressors. Similarly, only 9 fatal victims had requested protective measures, which had been granted to 8 of them.

With regard to judicial action brought by the courts prior to the victims' death, it is noteworthy that of the 512 fatal victims recorded between 1 January 2006 and 31 December 2013 (the only period for which this information is available), formal complaints of abuse were only filed against 133 aggressors (26%), meaning that in 379 cases (74%) abuse was not reported.

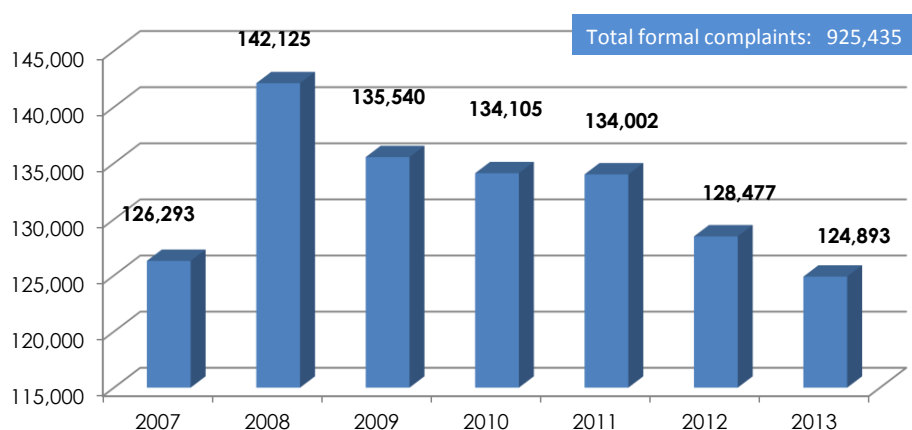
It remains as essential as ever to improve data collection, making it systematic and exhaustive, in order to learn the reasons why prior formal complaints were only filed in 26% of cases; why some women withdrew the formal complaint; why in some cases there was no follow-up to the formal complaint; and why protective measures granted to some women who filed formal complaints and applied for protection were no longer in effect at the time of their death. Equally, it is essential to know how death could have been avoided in those cases in which protective measures were in place.

The persistence of gender-based murder and the variability in its incidence over the period bring into relief the fact that gender-based violence, in its most brutal manifestation, affects the entire country and is a haphazard phenomenon. Equally, it is worth recalling that each murder substantially alters the figures and their distribution.

2. Formal complaints of gender-based violence. 1 January 2007 to 31 December 2013. Data source: General Council of the Judiciary.

In 2013, Spain's courts received a total of 124,893 formal complaints of gender-based violence, equivalent to 10,408 per month and 342 per day. This figure was 2.52% lower than the daily mean number of formal complaints of gender-based violence recorded in 2012.

Figure 2. 1: Formal complaints of gender-based violence, by year. 1 January 2007 to 31 December 2013.



Source: Compiled in-house from data provided by the General Council of the Judiciary.

Analysis of the **925,435** formal complaints filed between 2007 and 2013 by source shows that 590,016 were filed directly with the police or courts by victims of gender-based violence; 121,443 originated from police reports as a result of direct police intervention; 105,007 originated from injury reports; and 13,011 were filed by relatives of the victim.

Figure 2.2. Formal complaints of gender-based violence, by origin. 2007–2013.

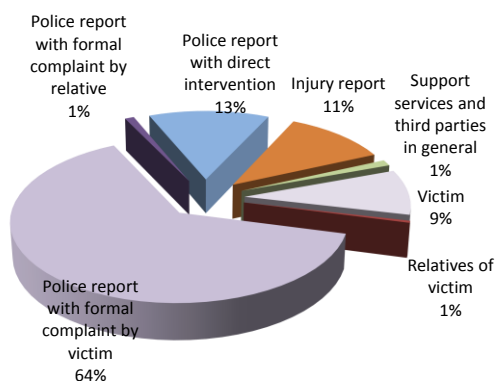
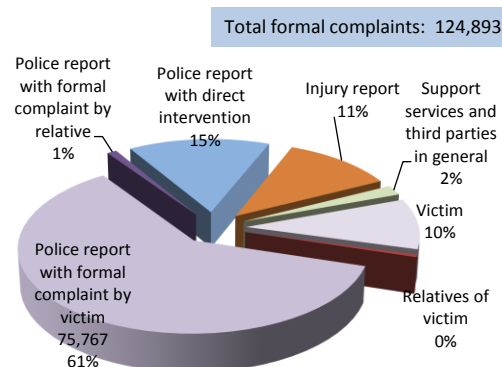


Figure 2.3. Formal complaints of gender-based violence, by origin. 2013.



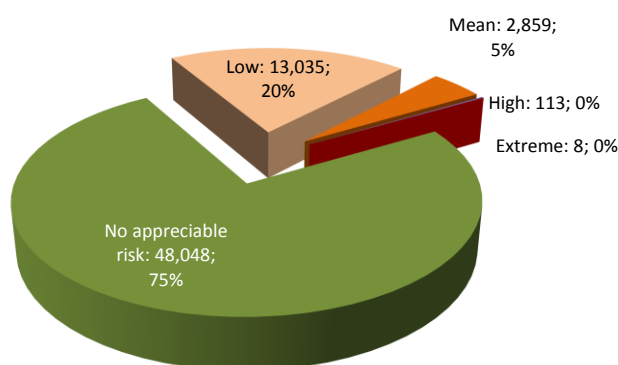
Source: Compiled in-house from data provided by the General Council of the Judiciary.

3. Female victims of gender-based violence receiving police assistance. 31 December 2013. Data source: Secretariat of State for Security, Ministry of the Interior.

As at 31 December 2013, **64,063** women classified as female victims of gender-based violence were receiving assistance from the security forces. According to the most recent assessment in each case, **16,015 women** were considered to be at risk and were receiving police protection. In **48,048** cases, the most recent police assessment identified no appreciable risk.

For every million females aged 15 and over resident in Spain, **984** were victims at risk of suffering further gender-based violence and, consequently, had been provided with police protection.

Figure 3.1. Women assessed by police, by risk type. Data as at 31 December 2013.



Source: Compiled in-house from data provided by the Ministry of the Interior.

It should be noted that the statistical analysis excludes cases reported in Cataluña and País Vasco as that information does not include the data compiled by their respective regional police forces.

4. Judicial data on gender-based violence. 31 December 2013. Data source: Ministry of Justice.

Special courts: As at 31 December 2013, as was the case in previous years, Spain had **461** courts authorised to deal with cases of violence against women. Of that number, 106 were specialised

courts dealing exclusively with violence against women and 355 were non-exclusive courts authorised to try such cases.

Criminal courts and criminal courtrooms in provincial courts: Likewise, as at 31 December 2013, Spain had **23** specialised criminal courts and **72** courtrooms in provincial courts exclusively hearing cases of violence against women in accordance with the terms of Article 1 of the Comprehensive Protection Law.

Legal aid: In 2013, and within the territory administered by the Ministry of Justice, a total of 4,616 women received counsel under the legal aid system.

Comprehensive Forensic Assessment Units: In 2013, within the territory administered by the Ministry of Justice, a total of **24** psychologist–social worker teams were in operation staffed by psychologists, social workers and forensic physicians assigned to cases of gender-based violence.

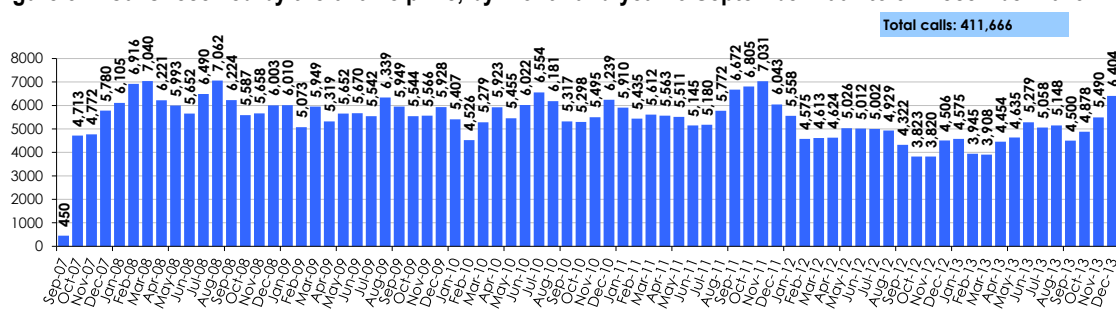
Victim Support Offices: One of Victim Support Offices' primary functions is to assist victims of gender-based violence. Following an established action protocol, they assess and treat those victims at greatest risk. In 2013, a total of 6,672 women were enrolled on the victim assistance programme and 49,113 female victims of gender-based violence were counselled by psychologists.

5. 016 helpline providing information and legal advice on gender-based violence. 3 September 2007 to 31 December 2013. Data source: Government Office for Gender-based Violence (Secretariat of State for Social Services and Equality. Ministry of Health, Social Services and Equality).

In 2013, the 016 helpline providing information and legal advice on gender-based violence received a total of **58,274 calls relating to gender-based violence**. This figure was 4.4% higher than the number received in 2012 (**55,810**).

Between 3 September 2007 and 31 December 2013, the helpline received **411,666** calls relating to gender-based violence (see figure below).

Figure 5.1. Calls received by the 016 helpline, by month and year. 3 September 2007 to 31 December 2013.



Source: Ministry of Health, Social Services and Equality. Government Office for Gender-based Violence.

Analysis of the calls received by caller type over the period under review reveals that 74.3% of calls were made by female users. Relatives and friends accounted for 23.1% and professional support staff accounted for 2.6%.

Table 5.1. Users of the 016 helpline. 3 September 2007 to 31 December 2013.

	2007-2013		2007		2008		2009		2010		2011		2012		2013	
	Total	%	Total	%	Total	%	Total	%	Total	%	Total	%	Total	%	Total	%
TOTAL	411,666	100.0%	15,715	100.0%	74,951	100.0%	68,541	100.0%	67,696	100.0%	70,679	100.0%	55,810	100.0%	58,274	100.0%
Female user	305,742	74.3%	12,870	81.9%	59,800	79.8%	52,358	76.4%	47,175	69.7%	51,966	73.5%	41,543	74.4%	40,030	68.7%
Relative/friend	95,206	23.1%	2,428	15.5%	13,219	17.6%	14,376	21.0%	18,513	27.3%	16,816	23.8%	12,982	23.3%	16,872	29.0%
Other	10,718	2.6%	417	2.7%	1,932	2.6%	1,807	2.6%	2,008	3.0%	1,897	2.7%	1,285	2.3%	1,372	2.4%

Source: Ministry of Health, Social Services and Equality. Government Office for Gender-based Violence.

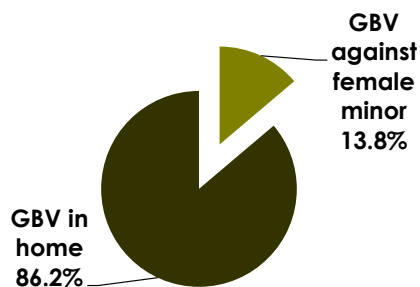
6. Helpline for children and adolescents at risk. January to December 2013. Data source: ANAR Foundation.

From January 2010 onwards, information is available on calls made to the Child and Adolescent Helpline for minors at risk, and to the Adult and Family Helpline for adults seeking guidance on how best to help minors within their immediate circle. The service provides psychological, social and legal guidance and support.

In **2013**, the services received **1,425** calls about gender-based violence:

- **197** calls referred to situations in which a female minor was the direct victim of gender-based violence; and
- **1,228** calls referred to situations of gender-based violence in which a minor formed part of a female victim's home environment.

Figure 6.1. Percentage breakdown of calls received by the ANAR helpline, by type of violence. 2013.



Source: Compiled in-house from data provided by the Child and Adolescent Helpline.

The average age of the female minors directly affected by gender-based violence was **16**, while the average age of the minors of both sexes experiencing gender-based violence in the home was **9.2**.

As regards the aggressors identified in calls referring to minors of either sex experiencing gender-based violence in the home, 90.7% of aggressors were the minor's father, while 8.1% were the current partner or husband of the minor's mother.

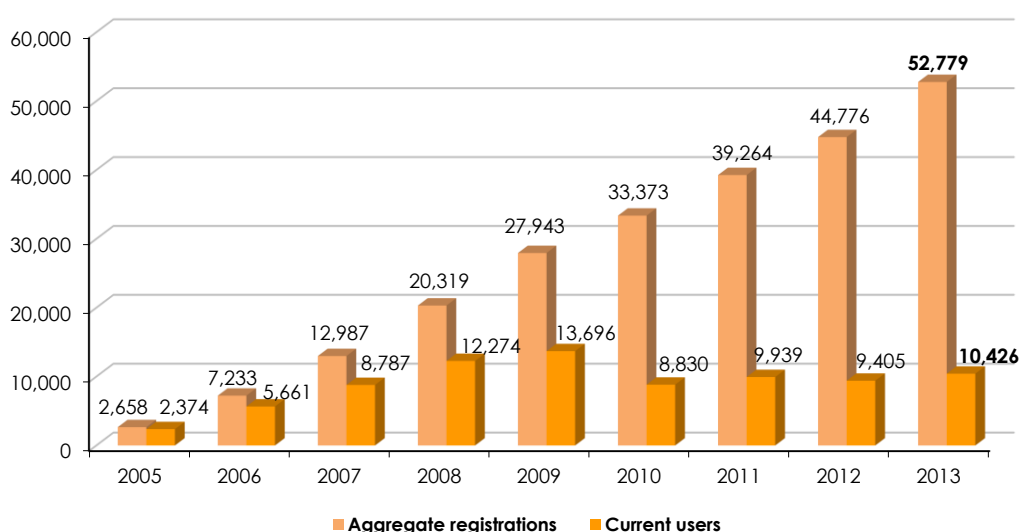
7. Female users of the ATENPRO assistance and protection helpline for victims of gender-based violence. December 2005 to December 2013. Data source: Institute for the Elderly and Social Services and Government Office for Gender-based Violence (Ministry of Health, Social Services and Equality).

Between going into operation and the end of 2013, the service was used by a total of 52,779 women.

The number of female users registered with the service increased steadily between 2005 and 2009. However, in 2010, following rationalisation of the service, in which helpines that had not been used for months — along with others that it was not possible to contact — were taken out of operation, the number of registered users fell significantly.

As at 31 December 2013, the number of women using the ATENPRO assistance and protection helpline for victims of gender-based violence stood at 10,426, up by 10.9% on the figure recorded at the close of 2012 (9,405).

Figure 7.1. Changes in aggregate numbers of registrations with and final female users of the ATENPRO assistance and protection helpline for victims of gender-based violence. December 2005 to December 2013.



Source: Ministry of Health, Social Services and Equality.
Government Office for Gender-based Violence.

8. Subsidised employment contracts for female victims of violence (1 January 2003 to 31 December 2013) and substitution contracts for victims of gender-based violence (1 January 2005 to 31 December 2013). Data source: State Public Employment Service (Ministry of Employment and Social Security).

Between 1 January 2003 and 31 December 2013, a total of **4,313** subsidised employment contracts for female victims of violence were registered, 626 of them in 2013. Of that latter number, 131 were permanent contracts and 495 were temporary ones.

Between 1 January 2005 and 31 December 2012, a total of **1,554** substitution contracts for employed female victims of gender-based violence were registered, 539 of them in the last year of the period.

9. Female victims of violence receiving labour-market-integration benefit. 1 January 2006 to 31 December 2013. Data source: State Public Employment Service (Ministry of Employment and Social Security).

In 2013, a total of **32,596** employed female victims of violence received labour-market-integration benefit (RAI), 8.4% more than in 2012.

Females aged 16 and over receiving labour-market-integration benefit. Year-on-year variation, aggregate variation and monthly mean, by year. 1 January 2006 to 31 December 2013.

	Total	Year-on-year variation	Variation since 2006	Monthly mean	Annual increase in monthly mean
2006	10,924	-	-	5,673.3	-
2007	13,291	21.7%	21.7%	7,601.8	34.0%
2008	16,883	27.0%	54.5%	9,444.8	24.2%
2009	22,010	30.4%	101.5%	13,461.3	42.5%
2010	25,512	15.9%	133.5%	15,839.9	17.7%
2011	29,065	13.9%	166.1%	17,819.7	12.5%
2012	30,065	3.4%	175.2%	18,710.7	5.0%
2013	32,596	8.4%	198.4%	20,630.9	10.3%

Source: Compiled in-house from data provided by the State Public Employment Service.

As regards financial aid to change address, between January 2005 and December 2013 this was provided to a total of **15,643** female victims of gender-based violence.

10. Recipients of the financial aid established under Article 27 of the Comprehensive Protection Law. 1 January 2006 to 31 December 2013. Data source: Government Office for Gender-based Violence. Secretariat of State for Social Services and Equality. Ministry of Health, Social Services and Equality.

At the end of 2013, the Government Office for Gender-based Violence held on record that, between 2006 and 2013, financial aid had been granted to **2,613** female victims of gender-based violence under Article 27 of the Comprehensive Protection Law. Of that number, **468** victims received that aid in 2013.

11. Temporary residence and work permits granted to foreign female victims of gender-based violence. Data recorded between 2005 and 31 December 2013. Data source: Ministry of Public Administration and Finance.

Between 2005 and December 2013, temporary residence and work permits were granted to **6,555** foreign female victims of gender-based violence and their children. Of that number, 1,416 were granted in 2013.

Table 11.1. Residence and work permits granted, by type of violence and year of issue of decision. Year-on-year variation (%).2005–2013.

	Total 2005–2010	Domestic and gender-based violence						Total 2011–2013	Gender-based violence		
		2005	2006	2007	2008	2009	2010		2011	2012	2013
Granted	2861	13	231	341	503	650	1123	3422	959	1485	978
Variation (%)		-	1676.9%	47.6%	47.5%	29.2%	72.8%	-	-	54.8%	-34.1%

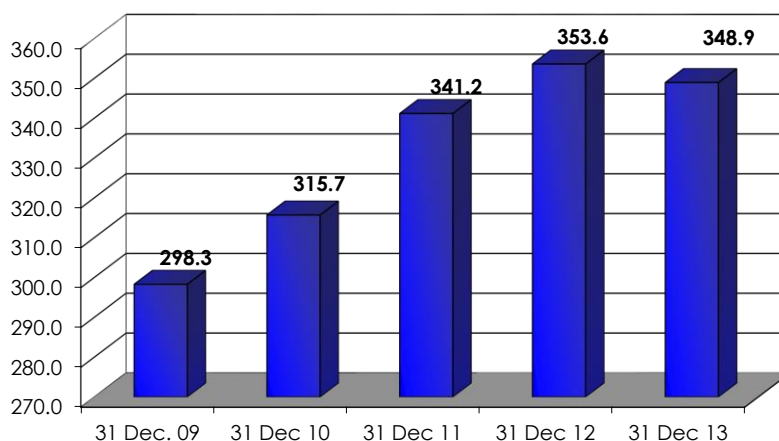
Source: Compiled in-house from data provided by the Ministry of Public Administration and Finance.

12. Gender-based violence offenders serving prison sentences. 31 December 2013. Data source: Secretariat-General for Penitentiary Institutions (Ministry of the Interior).

As at 31 December 2013, a total of **5,485¹** male gender-based violence offenders were serving prison sentences, 2.9% fewer than in 2012 (5,647 offenders).

Total number of gender-based violence offenders serving prison sentences in 2012: 5,647
Total number of gender-based violence offenders serving prison sentences in 2013: 5,485

Table 12.1. Gender-based violence offenders serving prison sentences, by year. Ratios per million males aged 18 and over. Data as at 31 December 2009–2013.



Source: Compiled in-house from data provided by the Secretariat-General for Penitentiary Institutions.

13. Electronic monitoring of restraining orders on gender-based violence offenders. 24 July 2009 to 31 December 2013. Data source: Government Office for Gender-based Violence. Secretariat of State for Social Services and Equality. Ministry of Health, Social Services and Equality.

Since electronic monitoring of restraining orders on gender-based violence offenders began on 24 July 2009, and through to 31 December 2013, a total of 2,233 pairs of electronic devices were fitted. Of the **2,233** fitted, 1,507 had been removed by the end of 2013, leaving **726** active pairs of devices in operation as at 31 December 2013.

¹ Neither prisoner figure includes offenders held in penitentiary centres in Cataluña.

14. Statistics on domestic and gender-based violence. National Statistics Institute. 2013.
Data source: National Statistics Institute website: www.ine.es

The statistics on domestic and gender-based violence offer information about victims and reported aggressors under protection orders and precautionary measures entered in the register for the protection of victims of domestic and gender-based violence in the reference year. The register is maintained by the Ministry of Justice. The information provided does not include the total number of formal complaints filed. Rather, it includes solely those complaints that have been entered in the register as a consequence of the precautionary measures put in place. Similarly, it does not include information about aggressors in relation to whom a final ruling has been issued.

In 2013, a total of 34,376 persons were entered in the register as victims of domestic and gender-based violence, 6.2% fewer than in 2012. Of those, 31,612 were females and 2,764 were males.

Victims of gender-based violence

In 2013, a total of 27,122 female victims of gender-based violence were entered in the register in cases in which precautionary measures or protection orders had been put in place, 6.9% fewer than the year before.

By age group, almost half the victims of gender-based violence (49.9%) were aged between 25 and 39, a figure similar to that recorded in 2012. Mean victim age stood at 36.2.

Table 14.1. Victims of gender-based violence under protection order or precautionary measures and reported aggressors. 2013.²

2013	
Gender-based violence	
Total victims	27,122
Total formal complaints	27,017

² Cases resulting in protection orders or precautionary measures entered in the register in 2013.

ANNEX

STATISTICS BY AUTONOMOUS COMMUNITY