



**II ANNUAL REPORT OF  
THE NATIONAL OBSERVATORY ON  
VIOLENCE AGAINST WOMEN  
EXECUTIVE SUMMARY**

Pursuant to Article 30 of Constitutional Act 1/2004 of 28 December, regarding Comprehensive Protective Measures against Gender-Based Violence (hereinafter the Act on Comprehensive Measures), the Plenary Session of the National Observatory on Violence Against Women debated and approved its Second Annual Report on 12 May 2009.

This Report comprises a statistical chapter prepared by the Government Agency on Gender-Based Violence and a second chapter that shows the conclusions of a research project on “The processes and realities facing women disabled as a result of gender-based violence” conducted by CIMOP and directed by Ms Cristina Santamarina.

## Chapter 1. STATISTICAL DATA ON GENDER-BASED VIOLENCE

The First Report of the National Observatory on Violence Against Women stated:

*“The fight against gender violence requires adequate insight into the scale of the phenomenon, as well as into the characteristics of the women who suffer it, in order to determine the main risk factors and provide adequate protection to the victims.*

*“However, the information currently available in Spain presents deficiencies, often restricting adequate follow-up, comparison and analysis.*

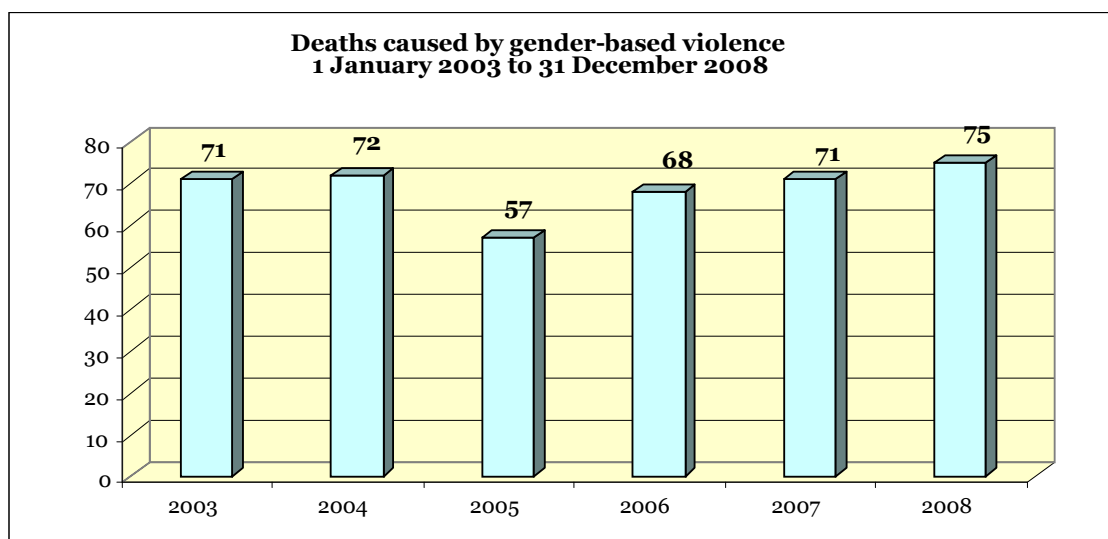
*“In any case, it is essential to get an overview from a statistical perspective to enable us to monitor the scale and the evolution of the phenomenon, at least with regard to some of its manifestations.”*

To this end, the Government Agency on Gender-Based Violence has been working to identify sources of relevant information and has processed the data and prepared statistical series. The present report presents the results of these efforts as well as a descriptive analysis of the most important data.

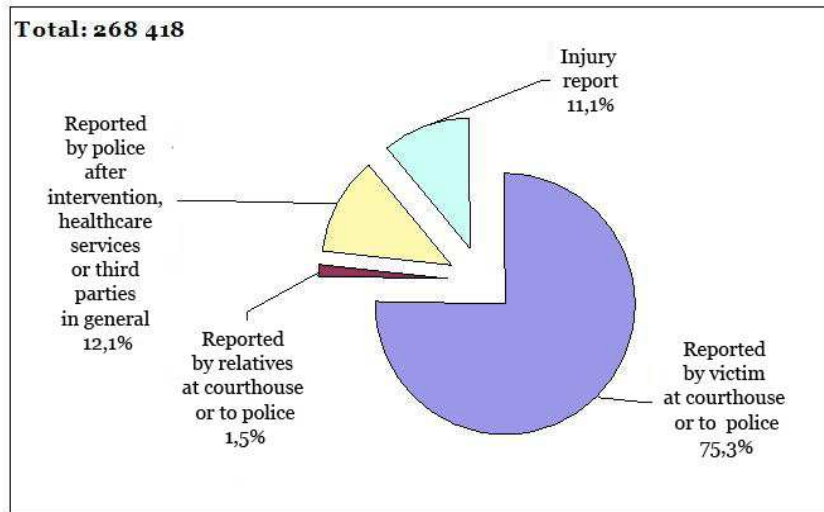
Some of the main public agencies that compile information on this subject cooperated with the Agency in preparing this report. They are listed below as the sources of the data for each section.

Key data from each of the ten sections of the statistical chapter are included below, referring to the period indicated for each section.

- I. **Deaths caused by gender-based violence.** 1 January 2003 to 31 December 2008. Government Agency on Gender-Based Violence – Ministry of Equality.



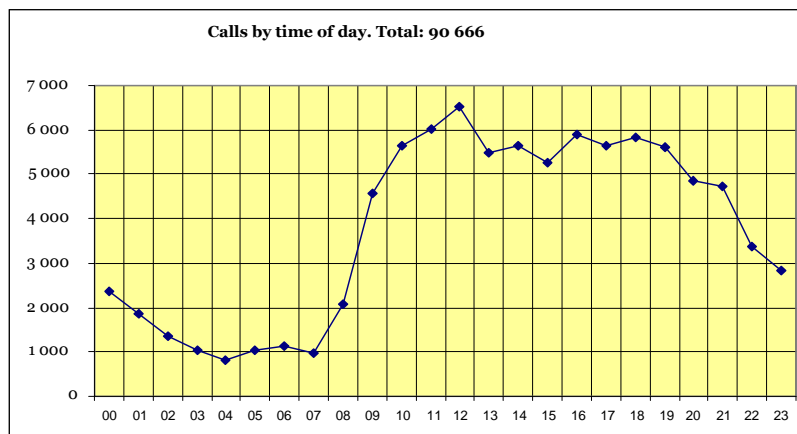
II. **Reports of gender-based violence.** 1 January 2007 to 31 December 2008. General Council of the Judiciary.



III. **Court cases involving gender-based violence.** 29 June 2005 to 31 December 2008. Central Registry for the Protection of Victims of Domestic Violence – Ministry of Justice.

Women with court-ordered protection in effect as of 31-12-2008	TOTAL	Total (%)
<b>TOTAL</b>	<b>113 500</b>	<b>100,0</b>
Preliminary injunctions	42 477	37,4
Other measures	3 664	3,2
Sentences	67 359	59,3

IV. **“016” Information and legal advice hotline for gender-based violence.** 3 September 2007 to 31 December 2008. Government Agency on Gender-Based Violence – Ministry of Equality.



- V. **Mobile phone support for victims of gender-based violence.** December 2005 to December 2008. Institute for the Elderly and Social Services (IMSERSO) – Ministry of Education, Social Policy and Sports.

At the end of 2008, a total of 20 319 victims of gender-based violence had used this service, and 12 274 were registered users as of this date.

- VI. **Employment rights of gender-based violence victims: subsidized payroll tax.** 1 January 2003 to 31 December 2008 Public State Employment Service – Ministry of Labour and Immigration.

From 1 January 2003 to 31 December 2008, 1 958 subsidized contracts were recorded for women who were victims of violence

From 2005 to 2008, 268 workers were hired under subsidized contracts to replace victims of gender-based violence

- VII. **Female victims of violence receiving Active Job Placement Income (Renta Activa de Inserción – RAI).** 1 January 2006 to 31 December 2008. Public State Employment Service – Ministry of Labour and Immigration.

Year	Different women	Monthly average
2006	11 235	5 673
2007	13 691	7 602
2008	17 400	9 445

- VIII. **Recipients of the financial aid provided for in Article 27 of the Act on Comprehensive Measures.** 2006 to 2008. Government Agency on Gender-Based Violence – Ministry of Equality.

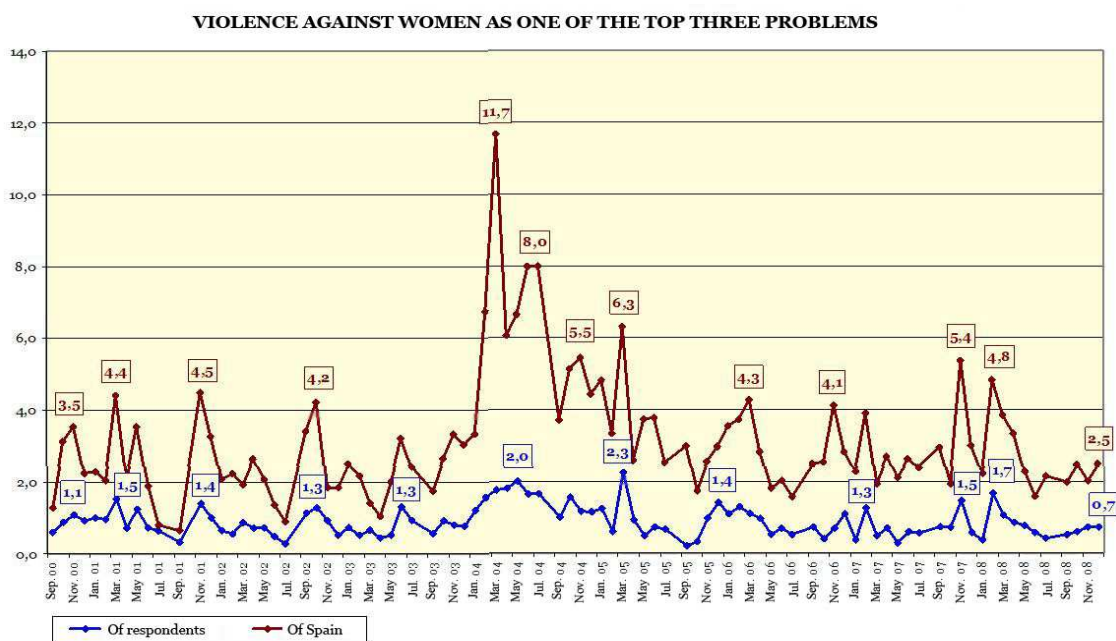
From 2006 to 2008, 391 subsidies granted under Art. 27 of the Act on Comprehensive Measures were reimbursed to the autonomous communities

**IX. Temporary residence permits granted for exceptional humanitarian reasons to foreign women who are victims of offences involving domestic violence.** Data as of 31 December 2008 Ministry of Public Administration

Year granted	Number
<b>TOTAL</b>	<b>848</b>
2005	1
2006	135
2007	290
2008	422

**X. Social perception of violence against women in Spain.** September 2000 to December 2008 Centre for Sociological Research (CIS).

Month after month, part of the Spanish population names violence against women as one of Spain's top three problems, and also as one of their own top three problems, in CIS's barometer surveys. The figures have fluctuated, with the highest percentages occurring in 2004 and 2005, when the Act on Comprehensive Measures was being prepared and when it was approved and entered into force. This is most likely because during that period, the situation of victims of gender-based violence was spotlighted, and the media focused on this problem as a specific issue calling for concrete measures to eradicate it.

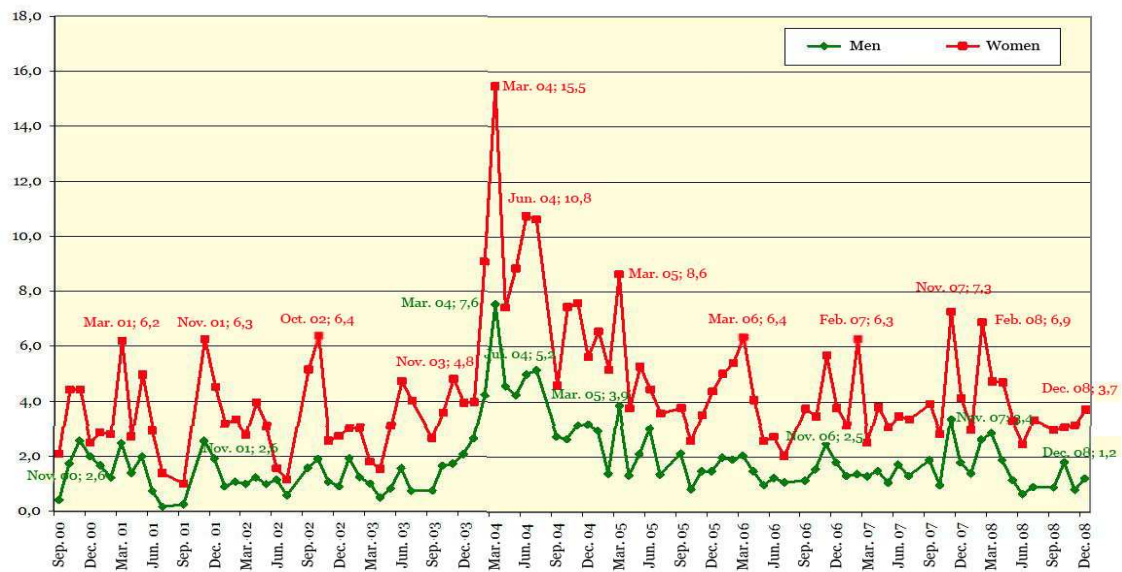


The highest percentages were generally registered around the months of November and March, when such events as the International Day for the Elimination of Violence Against Women (25 November) and International Women's Day (8 March) draw attention to the problem and sensitize public opinion.

On average, 3,1 % of the respondents in the period analyzed stated that violence against women was one of Spain's top three problems.

Violence against women is regarded somewhat differently by men and women; the latter view the problem as more acute. A review of the monthly variation in the perception of violence against women as one of

Spain's top three problems shows differences of up to eight percentage points between male and female respondents in the months when this problem was of greatest concern. While 1,8 % of male respondents indicated that violence against women was one of Spain's top three problems, the figure among female respondents was 4,3 %.



In nearly every section, microdata with no personal identifying information were statistically processed, resulting in a higher level of disaggregation than had previously been achieved in statistics on gender-based violence. Whenever the basic information was available, the Observatory's Annual Report furnished sociodemographic information on the victims and perpetrators, disaggregated by age group, nationality and so forth.

This Report not only provides facts and figures on the current situation of gender-based violence, but also offers proof that the institutional resources in place to protect the victims are being used.

The data in all of the sections of the statistical chapter are disaggregated by autonomous community. The Report also has an Annex, which is included below, in which a summary of the statistical information on gender-based violence is presented for each autonomous community.



GOBIERNO  
DE ESPAÑA

MINISTERIO  
DE IGUALDAD

SECRETARIA GENERAL DE POLITICAS DE  
IGUALDAD

DELEGACION DE GOBIERNO PARA LA  
VIOLENCIA DE GENERO  
Subdirección General de Prevención y  
Gestión del Conocimiento sobre la Violencia  
de Género

**TOTAL**

%

Number

**POPULATION - 1 January 2008**

Total population	100,0	46 157 822
Women 15 and over	43,5	20 078 057

**REPORTS OF GENDER-BASED VIOLENCE – January 2007 to December 2008**

Total reports		268.418
---------------	--	---------

**COURT CASES - 29 June 2005 to 31 December 2008**

Cases brought		311.601
Sentences	100,0	120 078
Acquittals	30,4	36 549
Convictions	69,6	83 529
Women with court-ordered protection in effect on 31-12-2008	100,0	113 500
Preliminary injunctions	37,4	42 477
Other measures	3,2	3 664
Prison terms	59,3	67 359

**016 HOTLINE SERVICE. GENDER-BASED VIOLENCE CALLS HANDLED**

**3 September 2007 to 31 December 2008**

Total calls	100,0	90 666
From user	80,4	72 670
From others concerned/family members	17,3	15 647
Others	2,6	2 349

**MOBILE SUPPORT USERS - 31 December 2008**

New connections since 2005	100,0	20 319
Cancellations	39,6	8 045
Users on 31 December 2008	60,4	12 274

**EMPLOYMENT RIGHTS AND FINANCIAL AID**

Subsidized employment contracts for gender-based violence victims. 2003 to December 2008

		1
		958

Employment contracts to replace gender-based violence victims. 2005 to December 2008

		268
--	--	-----

Female victims of violence benefiting from Active Job Placement Income

2006		11
		235
2007		13
		691
2008		17
		400

Women benefiting from relocation payments, January 2005 to December 2008

		4
		105

Applications for financial aid. Art. 27 of the Act on Comprehensive Measures. 2006 to 31 December 2008

Total applications	100,0	954
Granted	41,0	391
Denied	59,0	563

**TEMPORARY RESIDENCE PERMITS FOR FOREIGN WOMEN**

March 2005 to December 2008	100,0	848
1 January 2008 to 31 December 2008	49,8	422

**DEATHS CAUSED BY GENDER-BASED VIOLENCE**

1 January 2003 to 31 December 2008	100,0	414
1 January 2008 to 31 December 2008	18,1	75



**ANDALUSIA**

TOTAL		Andalusia		% of TOTAL in Andalusia
%	Number	%	Number	

**POPULATION -1 January 2008**

Total	100,0	46 157 822	100,0	8 202 220	17,8
Women 15 and over	43,5	20 078 057	42,5	3 487 075	17,4

**REPORTS OF GENDER-BASED VIOLENCE – January 2007 to December 2008**

Total reports		268 418		57 368	21,4
---------------	--	---------	--	--------	------

**COURT CASES - 29 June 2005 to 31 December 2008**

Cases brought		311 601		53 327	17,1
Sentences	100,0	120 078	100,0	23 442	19,5
Acquittals	30,4	36 549	26,6	6 242	17,1
Convictions	69,6	83 529	73,4	17 200	20,6
Women w/ court-ordered protection in effect on 31-12-2008	100,0	113 500	100,0	23 117	20,4
Preliminary injunctions	37,4	42 477	36,7	8 474	20,0
Other measures	3,2	3 664	2,8	638	17,4
Prison terms	59,3	67 359	60,6	14 005	20,8

**016 HOTLINE SERVICE. NUMBER OF CALLS HANDLED**

**3 September 2007to 31 December 2008**

Total calls	100,0	90 666	100,0	14 772	16,3
From users	80,4	72 670	79,7	11 766	16,2
From others concerned/family members	17,3	15 647	17,8	2 631	16,9
Others	2,6	2 349	2,5	375	16,2

**MOBILE SUPPORT USERS - 31 December 2008**

New connections since 2005	100,0	20 319	100,0	3 758	18,5
Cancellations	39,6	8 045	41,8	1 572	19,5
Users on 31 December 2008	60,4	12 274	58,2	2 186	17,8

**EMPLOYMENT RIGHTS AND FINANCIAL AID**

Subsidized employment contracts for gender-based violence victims. 2003 to December 2008

		1.958		661	33,8
--	--	-------	--	-----	------

Employment contracts to replace gender-based violence victims. 2005 to December 2008

		268		26	9,7
--	--	-----	--	----	-----

Female violence victims benefiting from Active Placement Income

2006		11 235		4 251	37,8
2007		13 691		5 022	36,7
2008		17 400		6 134	35,3

Women benefiting from relocation payments. January 2005 to December 2008

		4.105		1 209	29,5
--	--	-------	--	-------	------

Applications for financial aid. Art. 27 of the Act on Comprehensive Measures. 2006 to 31 December 2008

Total applications	100,0	954	100,0	109	11,4
Granted	41,0	391	57,8	63	16,1
Denied	59,0	563	42,2	46	8,2

**TEMPORARY RESIDENCE PERMITS FOR FOREIGN WOMEN**

March 2005 to December 2008	100,0	848	100,0	130	15,3
January 2008 to 31 December 2008	49,8	422	45,4	59	14,0

**DEATHS CAUSED BY GENDER-BASED VIOLENCE**

1 January 2003 to 31 December 2008	100,0	414	100,0	78	18,8
1 January 2008 to 31 December 2008	18,1	75	11,5	9	12,0





**ARAGÓN**

TOTAL		Aragón		% of TOTAL in Aragon
%	Number	%	Number	

**POPULATION -1 January 2008**

Total	100,0	46 157 822	100,0	1 326 918	2,9
Women 15 and over	43,5	20 078 057	43,6	578 349	2,9

**REPORTS OF GENDER-BASED VIOLENCE – January 2007 to December 2008**

Total reports		268 418		6 189	2,3
---------------	--	---------	--	-------	-----

**COURT CASES - 29 June 2005 to 31 December 2008**

Cases brought		311 601		7428	2,4
Sentences	100,0	120 078	100,0	2 666	2,2
Acquittals	30,4	36 549	32,7	871	2,4
Verdicts of guilty	69,6	83 529	67,3	1 795	2,1
Women w/ court-ordered protection in effect on 31-12-2008	100,0	113 500	100,0	2 396	2,1
Preliminary injunctions	37,4	42 477	33,3	797	1,9
Other measures	3,2	3 664	1,5	36	1,0
Prison terms	59,3	67 359	65,2	1 563	2,3

**016 HOTLINE SERVICE. NUMBER OF CALLS HANDLED**

**3 September 2007to 31 December 2008**

Total calls	100,0	90 666	100,0	1 740	1,9
From users	80,4	72 670	78,6	1 368	1,9
From others concerned/family members	17,3	15 647	17,9	312	2,0
Others	2,6	2 349	3,4	60	2,6

**MOBILE SUPPORT USERS - 31 December 2008**

New connections since 2005	100,0	20 319	100,0	125	0,6
Cancellations	39,6	8 045	41,6	52	0,6
Users on 31 December 2008	60,4	12 274	53,4	73	0,6

**EMPLOYMENT RIGHTS AND FINANCIAL AID**

Subsidized employment contracts for gender-based violence victims. 2003 – December 2008

		1.958		46	2,4
--	--	-------	--	----	-----

Employment contracts to replace gender-based violence victims. 2005 –December 2008

		268		4	1,5
--	--	-----	--	---	-----

Female violence victims benefiting from Active Placement Income

2006		11 235		184	1,6
2007		13 691		232	1,7
2008		17 400		267	1,5

Women benefiting from relocation payments. January 2005 to December 2008

		4.105		117	2,9
--	--	-------	--	-----	-----

Applications for financial aid. Art. 27 of the Act on Comprehensive Measures. 2006 to 31 December 2008

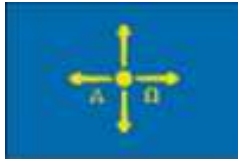
Total applications	100,0	954	100,0	35	3,7
Granted	41,0	391	34,3	12	34
Denied	59,0	563	65,7	2,3	4,1

**TEMPORARY RESIDENCE PERMITS FOR FOREIGN WOMEN**

March 2005 to December 2008	100,0	848	100,0	25	2,9
January 2008 to 31 December 2008	49,8	422	44,0	11	2,6

**DEATHS CAUSED BY GENDER-BASED VIOLENCE**

1 January 2003 to 31 December 2008	100,0	414	100,0	12	2,9
1 January 2008 to 31 December 2008	18,1	75	8,3	1	1,3



## ASTURIAS

TOTAL		Asturias		% of TOTAL in Asturias
%	Number	%	Number	

### POPULATION -1 January 2008

Total	100,0	46 157 822	100,0	1 080 138	2,3
Women 15 and over	43,5	20 078 057	47,1	509 193	2,5

### REPORTS OF GENDER-BASED VIOLENCE – January 2007 to December 2008

Total reports		268 418		4 313	1,6
---------------	--	---------	--	-------	-----

### COURT CASES - 29 June 2005 to 31 December 2008

Cases brought		311 601		5 803	1,9
Sentences	100,0	120 078	100,0	2 544	2,1
Acquittals	304	36 549	28,1	716	2,0
Verdicts of guilty	69,6	83 529	71,9	1 828	2,2
Women w/ court-ordered protection in effect on 31-12-2008	100,0	113 500	100,0	2 023	1,8
Preliminary injunctions	37,4	42 477	21,8	442	1,0
Other measures	3,2	3 664	1,0	21	0,6
Prison terms	59,3	67 359	77,1	1 560	2,3

### 016 HOTLINE SERVICE. NUMBER OF CALLS HANDLED

#### 3 September 2007to 31 December 2008

Total calls	100,0	90 666	100,0	1 721	1,9
From users	80,4	72 670	80,7	1 389	1,9
From others concerned/family members	17,3	15 647	16,7	288	1,8
Others	2,6	2 349	2,6	44	1,9

### MOBILE SUPPORT USERS - 31 December 2008

New connections since 2005	100,0	20 319	100,0	1 032	5,1
Cancellations	39,6	8 045	41,1	424	5,3
Users on 31 December 2008	60,4	12 274	58,9	608	5,0

### EMPLOYMENT RIGHTS AND FINANCIAL AID

Subsidized employment contracts for gender-based violence victims. 2003 – December 2008		1.958		27	1,4
Employment contracts to replace gender-based violence victims. 2005 –December 2008		268		7	2,6
Female violence victims benefiting from Active Placement Income					
2006		11 235		270	2,4
2007		13 691		312	2,3
2008		17 400		373	2,1
Women benefiting from relocation payments. January 2005 to December 2008		4.105		85	2,1
Applications for financial aid. Art. 27 of the Act on Comprehensive Measures. 2006 to 31 December 2008					
Total applications	100,0	954	100,0	41	4,3
Granted	41,0	391	41,5	17	4,3
Denied	59,0	563	58,5	24	4,3

### TEMPORARY RESIDENCE PERMITS FOR FOREIGN WOMEN

March 2005 to December 2008	100,0	848	100,0	11	1,3
January 2008 to 31 December 2008	49,8	422	63,6	7	1,7

### DEATHS CAUSED BY GENDER-BASED VIOLENCE

1 January 2003 to 31 December 2008	100,0	414	100,0	9	2,2
1 January 2008 to 31 December 2008	18,1	75	11,1	1	1,3



**BALEARIC ISLANDS**

TOTAL		Balearic Islands		% of TOTAL in Balearic I.
%	Number	%	Number	

**POPULATION -1 January 2008**

Total	100,0	46 157 822	100,0	1 072 844	2,3
Women 15 and over	43,5	20 078 057	42,4	454 943	2,3

**REPORTS OF GENDER-BASED VIOLENCE – January 2007 to December 2008**

Total reports		268 418		8 600	3,2
---------------	--	---------	--	-------	-----

**COURT CASES - 29 June 2005 to 31 December 2008**

Cases brought		311 601		9 765	3,1
Sentences	100,0	120 078	100,0	3 395	3,2
Acquittals	304	36 549	12,9	503	1,4
Verdicts of guilty	69,6	83 529	87,1	3 392	4,1
Women w/ court-ordered protection in effect on 31-12-2008	100,0	113 500	100,0	4 301	3,8
Preliminary injunctions	37,4	42 477	29,0	1 246	2,9
Other measures	3,2	3 664	4,4	188	5,1
Prison terms	59,3	67 359	66,7	2 867	4,3

**016 HOTLINE SERVICE. NUMBER OF CALLS HANDLED**

**3 September 2007to 31 December 2008**

Total calls	100,0	90 666	100,0	2 244	2,5
From users	804	72 670	81,4	1 827	2,5
From others concerned/family members	17,3	15 647	15,8	355	2,3
Others	2,6	2 349	2,8	62	2,7

**MOBILE SUPPORT USERS - 31 December 2008**

New connections since 2005	100,0	20 319	100,0	418	2,1
Cancellations	39,6	8 045	39,7	166	2,1
Users on 31 December 2008	60,4	12 274	60,3	252	2,1

**EMPLOYMENT RIGHTS AND FINANCIAL AID**

Subsidized employment contracts for gender-based violence victims. 2003 – December 2008					
		1.958		12	0,6
Employment contracts to replace gender-based violence victims. 2005 –December 2008					
		268		4	1,5
Female violence victims benefiting from Active Placement Income					
2006		11 235		142	1,3
2007		13 691		219	1,6
2008		17 400		304	1,7
Women benefiting from relocation payments. January 2005 to December 2008					
		4.105		91	2,2
Applications for financial aid. Art. 27 of the Act on Comprehensive Measures. 2006 to 31 December 2008					
Total applications	100,0	954		0	0,0
Granted	41,0	391		0	0,0
Denied	59,0	563		0	0,0

**TEMPORARY RESIDENCE PERMITS FOR FOREIGN WOMEN**

March 2005 to December 2008	100,0	848	100,0	12	14
January 2008 to 31 December 2008	49,3	422	41,7	5	1,2

**DEATHS CAUSED BY GENDER-BASED VIOLENCE**

1 January 2003 to 31 December 2008	100,0	414	100,0	15	3,6
1 January 2008 to 31 December 2008	18,1	75	6,7	1	1,3



**BASQUE COUNTRY**

TOTAL		Basque Country		% of TOTAL in Basque Country
%	Number	%	Number	

**POPULATION -1 January 2008**

Total	100,0	46 157 822	100,0	2 157 112	4,7
Women 15 and over	43,5	20 078 057	44,9	968 191	4,8

**REPORTS OF GENDER-BASED VIOLENCE – January 2007 to December 2008**

Total reports		268 418		7 183	2,7
---------------	--	---------	--	-------	-----

**COURT CASES - 29 June 2005 to 31 December 2008**

Cases brought		311 601		11 883	3,8
Sentences	100,0	120 078	100,0	3 553	3,0
Acquittals	304	36 549	11,1	393	1,1
Verdicts of guilty	69,6	83 529	88,9	3 160	3,8
Women w/ court-ordered protection in effect on 31-12-2008	100,0	113 500	100,0	3 249	2,9
Preliminary injunctions	37,4	42 477	29,8	968	2,3
Other measures	3,2	3 664	8,2	265	7,2
Prison terms	59,3	67 359	62,0	2 016	3,0

**016 HOTLINE SERVICE. NUMBER OF CALLS HANDLED**

**3 September 2007to 31 December 2008**

Total calls	100,0	90 666	100,0	2 266	2,5
From users	804	72 670	77,2	1 750	2,4
From others concerned/family members	17,3	15 647	20,0	454	2,9
Others	2,6	2 349	2,7	62	2,7

**MOBILE SUPPORT USERS - 31 December 2008**

New connections since 2005	100,0	20 319	100,0	249	1,2
Cancellations	39,6	8 045	49,4	123	1,5
Users on 31 December 2008	60,4	12 274	50,6	126	1,0

**EMPLOYMENT RIGHTS AND FINANCIAL AID**

Subsidized employment contracts for gender-based violence victims. 2003 – December 2008					
		1.958		34	1,7
Employment contracts to replace gender-based violence victims. 2005 –December 2008					
		268		23	8,6
Female violence victims benefiting from Active Placement Income					
2006		11 235		173	1,5
2007		13 691		235	1,7
2008		17 400		289	1,7
Women benefiting from relocation payments. January 2005 to December 2008					
		4.105		105	2,6
Applications for financial aid. Art. 27 of the Act on Comprehensive Measures. 2006 to 31 December 2008					
Total applications	100,0	954		0	0,0
Granted	41,0	391		0	0,0
Denied	59,0	563		0	0,0

**TEMPORARY RESIDENCE PERMITS FOR FOREIGN WOMEN**

March 2005 to December 2008	100,0	848	100,0	39	4,6
January 2008 to 31 December 2008	49,8	422	51,3	20	4,7

**DEATHS CAUSED BY GENDER-BASED VIOLENCE**

1 January 2003 to 31 December 2008	100,0	414	100,0	15	3,6
1 January 2008 to 31 December 2008	18,1	75	20,0	3	4,0



**CANARY ISLANDS**

TOTAL		Canary Islands		% of TOTAL in Canary I.
%	Number	%	Number	

**POPULATION -1 January 2008**

Total	100,0	46.157.822	100,0	2.075.968	4,5
Women 15 and over	43,5	20.078.057	42,6	884.413	4,4

**REPORTS OF GENDER-BASED VIOLENCE – January 2007 to December 2008**

Total reports		268.418		17.981	6,7
---------------	--	---------	--	--------	-----

**COURT CASES - 29 June 2005 to 31 December 2008**

Cases brought		311.601		17.811	5,7
Sentences	100,0	120.078	100,0	6.517	5,4
Acquittals	30,4	36.549	23,2	1.509	4,1
Verdicts of guilty	69,6	83.529	76,8	5.008	6,0
Women w/ court-ordered protection in effect on 31-12-2008	100,0	113.500	100,0	6.924	6,1
Preliminary injunctions	37,4	42477	38,6	2.676	6,3
Other measures	3,2	3.664	1,3	93	2,5
Prison terms	59,3	67.359	60,0	4.155	6,2

**016 HOTLINE SERVICE. NUMBER OF CALLS HANDLED**

**3 September 2007to 31 December 2008**

Total calls	100,0	90.666	100,0	5.100	5,6
From users	80,4	72.670	80,6	4.110	5,7
From others concerned/family members	17,3	15.647	17,4	886	5,7
Others	2,6	2.349	2,0	104	4,5

**MOBILE SUPPORT USERS - 31 December 2008**

New connections since 2005	100,0	20.319	100,0	1.732	8,5
Cancellations	39,6	8.045	49,8	863	10,7
Users on 31 December 2008	60,4	12.274	50,2	869	7,1

**EMPLOYMENT RIGHTS AND FINANCIAL AID**

Subsidized employment contracts for gender-based violence victims. 2003 – December 2008

		1.958		62	3,2
--	--	-------	--	----	-----

Employment contracts to replace gender-based violence victims. 2005 –December 2008

		268		12	4,5
--	--	-----	--	----	-----

Female violence victims benefiting from Active Placement Income

2006		11 235		770	6,9
2007		13 691		1.011	7,4
2008		17 400		1.349	7,8

Women benefiting from relocation payments. January 2005 to December 2008

		4.105		422	10,3
--	--	-------	--	-----	------

Applications for financial aid. Art. 27 of the Act on Comprehensive Measures. 2006 to 31 December 2008

Total applications	100,0	954	100,0	35	3,7
Granted	41,0	391	68,6	24	6,1
Denied	59,0	563	31,4	11	2,0

**TEMPORARY RESIDENCE PERMITS FOR FOREIGN WOMEN**

March 2005 to December 2008	100,0	848	100,0	36	4,2
January 2008 to 31 December 2008	49,8	422	69,4	25	5,9

**DEATHS CAUSED BY GENDER-BASED VIOLENCE**

1 January 2003 to 31 December 2008	100,0	414	100,0	29	7,0
1 January 2008 to 31 December 2008	18,1	75	17,2	5	6,7



**CANTABRIA**

TOTAL		Cantabria		% of TOTAL in Cantabria
%	Number	%	Number	

**POPULATION -1 January 2008**

Total	100,0	46 157 822	100,0	582 138	1,3
Women 15 and over	43,5	20 078 057	45,0	261 677	1,3

**REPORTS OF GENDER-BASED VIOLENCE – January 2007 to December 2008**

Total reports		268 418		2 336	0,9
---------------	--	---------	--	-------	-----

**COURT CASES - 29 June 2005 to 31 December 2008**

Cases brought		311 601		3 546	1,1
Sentences	100,0	120 078	100,0	1 732	1,4
Acquittals	304	36 549	41,1	711	1,9
Verdicts of guilty	69,6	83 529	58,9	1 021	1,2
Women w/ court-ordered protection in effect on 31-12-2008	100,0	113 500	100,0	1 135	1,0
Preliminary injunctions	37,4	42 477	21,4	243	0,6
Other measures	3,2	3 664	2,9	33	0,9
Prison terms	59,3	67 359	75,7	359	1,3

**016 HOTLINE SERVICE. NUMBER OF CALLS HANDLED**

**3 September 2007to 31 December 2008**

Total calls	100,0	90 666	100,0	1 117	1,2
From users	804	72 670	81,9	915	1,3
From others concerned/family members	17,3	15 647	15,5	173	1,1
Others	2,6	2 349	2,6	29	1,3

**MOBILE SUPPORT USERS - 31 December 2008**

New connections since 2005	100,0	20 319	100,0	449	2,2
Cancellations	39,6	8 045	37,4	168	2,1
Users on 31 December 2008	60,4	12 274	62,6	281	2,3

**EMPLOYMENT RIGHTS AND FINANCIAL AID**

Subsidized employment contracts for gender-based violence victims. 2003 – December 2008

		1.958		11	0,6
--	--	-------	--	----	-----

Employment contracts to replace gender-based violence victims. 2005 –December 2008

		268		9	3,4
--	--	-----	--	---	-----

Female violence victims benefiting from Active Placement Income

2006		11 235		107	1,0
2007		13 691		139	1,0
2008		17 400		190	1,1

Women benefiting from relocation payments. January 2005 to December 2008

		4.105		37	0,9
--	--	-------	--	----	-----

Applications for financial aid. Art. 27 of the Act on Comprehensive Measures. 2006 to 31 December 2008

Total applications	100,0	954	100,0	43	4,5
Granted	41,0	391	44,2	19	4,9
Denied	59,0	563	55,8	24	4,3

**TEMPORARY RESIDENCE PERMITS FOR FOREIGN WOMEN**

March 2005 to December 2008	100,0	848	100,0	15	1,8
January 2008 to 31 December 2008	49,8	422	40,0	6	1,4

**DEATHS CAUSED BY GENDER-BASED VIOLENCE**

1 January 2003 to 31 December 2008	100,0	414	100,0	5	1,2
1 January 2008 to 31 December 2008	18,1	75	0,0	0	0,0



**CASTILE – LA MANCHA**

TOTAL		Castile – La Mancha		% of TOTAL in Castile- La Mancha
%	Number	%	Number	

**POPULATION -1 January 2008**

Total	100,0	46 157 822	100,0	2 043 100	4,4
Women 15 and over	43,5	20 078 057	42,1	860 333	4,3

**REPORTS OF GENDER-BASED VIOLENCE – January 2007 to December 2008**

Total reports		268 418		9 078	3,4
---------------	--	---------	--	-------	-----

**COURT CASES - 29 June 2005 to 31 December 2008**

Cases brought		311 601		11 108	3,6
Sentences	100,0	120 078	100,0	4 650	3,9
Acquittals	304	36 549	29,9	1 390	3,8
Verdicts of guilty	69,6	83 529	70,1	3 260	3,9
Women w/ court-ordered protection in effect on 31-12-2008	100,0	113 500	100,0	4 747	4,2
Preliminary injunctions	37,4	42 477	40,2	1 907	4,5
Other measures	3,2	3 664	3,5	166	4,5
Prison terms	59,3	67 359	56,3	2 674	4,0

**016 HOTLINE SERVICE. NUMBER OF CALLS HANDLED**

**3 September 2007to 31 December 2008**

Total calls	100,0	90 666	100,0	3 195	3,5
From users	804	72 670	80,6	2 575	3,6
From others concerned/family members	17,3	15 647	16,0	511	3,3
Others	2,6	2 349	3,4	109	4,7

**MOBILE SUPPORT USERS - 31 December 2008**

New connections since 2005	100,0	20 319	100,0	759	3,7
Cancellations	39,6	8 045	40,3	306	3,8
Users on 31 December 2008	60,4	12 274	59,7	453	3,7

**EMPLOYMENT RIGHTS AND FINANCIAL AID**

Subsidized employment contracts for gender-based violence victims. 2003 – December 2008

1.958

Employment contracts to replace gender-based violence victims. 2005 –December 2008

268

53

2,7

Female violence victims benefiting from Active Placement Income

2006

11 235

415

3,7

2007

13 691

539

3,9

2008

17 400

737

4,2

Women benefiting from relocation payments. January 2005 to December 2008

4.105

211

5,1

Applications for financial aid. Art. 27 of the Act on Comprehensive Measures. 2006 to 31 December 2008

Total applications	100,0	954	100,0	39	44
Granted	41,0	391	64,1	25	6,4
Denied	59,0	563	35,9	14	2,5

**TEMPORARY RESIDENCE PERMITS FOR FOREIGN WOMEN**

March 2005 to December 2008	100,0	848	100,0	30	3,5
January 2008 to 31 December 2008	49,8	422	43,3	13	3,1

**DEATHS CAUSED BY GENDER-BASED VIOLENCE**

1 January 2003 to 31 December 2008	100,0	414	100,0	20	4,8
1 January 2008 to 31 December 2008	18,1	75	15,0	3	4,0



**CASTILE-LEON**

TOTAL		Castile-Leon		% of TOTAL in Castile- Leon
%	Number	%	Number	

**POPULATION -1 January 2008**

Total	100,0	46 157 822	100,0	2 557 330	5,5
Women 15 and over	43,5	20 078 057	44,7	1 143 579	5,7

**REPORTS OF GENDER-BASED VIOLENCE – January 2007 to December 2008**

Total reports		268 418		10 724	4,0
---------------	--	---------	--	--------	-----

**COURT CASES - 29 June 2005 to 31 December 2008**

Cases brought		311 601		12 242	3,9
Sentences	100,0	120 078	100,0	4 279	3,6
Acquittals	304	36 549	29,7	1 269	3,5
Verdicts of guilty	69,6	83 529	70,3	3 010	3,6
Women w/ court-ordered protection in effect on 31-12-2008	100,0	113 500	100,0	4 501	4,0
Preliminary injunctions	37,4	42 477	43,5	1 959	4,6
Other measures	3,2	3 664	1,4	63	1,7
Prison terms	59,3	67 359	55,1	2 479	3,7

**016 HOTLINE SERVICE. NUMBER OF CALLS HANDLED**

**3 September 2007to 31 December 2008**

Total calls	100,0	90 666	100,0	3 946	4,4
From users	804	72 670	78,8	3 110	4,3
From others concerned/family members	17,3	15 647	18,4	728	4,7
Others	2,6	2 349	2,7	108	4,7

**MOBILE SUPPORT USERS - 31 December 2008**

New connections since 2005	100,0	20 319	100,0	587	2,9
Cancellations	39,6	8 045	44,5	261	3,2
Users on 31 December 2008	60,4	12 274	55,5	326	2,7

**EMPLOYMENT RIGHTS AND FINANCIAL AID**

Subsidized employment contracts for gender-based violence victims. 2003 – December 2008

		1.958		416	21,3
--	--	-------	--	-----	------

Employment contracts to replace gender-based violence victims. 2005 –December 2008

		268		13	4,9
--	--	-----	--	----	-----

Female violence victims benefiting from Active Placement Income

2006		11 235		518	4,6
2007		13 691		634	4,6
2008		17 400		810	4,7

Women benefiting from relocation payments. January 2005 to December 2008

		4.105		350	8,5
--	--	-------	--	-----	-----

Applications for financial aid. Art. 27 of the Act on Comprehensive Measures. 2006 to 31 December 2008

Total applications	100,0	954	100,0	49	5,1
Granted	41,0	391	49,0	24	6,1
Denied	59,0	563	51,0	25	4,4

**TEMPORARY RESIDENCE PERMITS FOR FOREIGN WOMEN**

March 2005 to December 2008	100,0	848	100,0	30	3,5
January 2008 to 31 December 2008	49,8	422	46,7	14	3,3

**DEATHS CAUSED BY GENDER-BASED VIOLENCE**

1 January 2003 to 31 December 2008	100,0	414	100,0	22	5,3
1 January 2008 to 31 December 2008	18,1	75	27,3	6	8,0





**CATALONIA**

TOTAL		Catalonia		% of TOTAL in Catalonia
%	Number	%	Number	

**POPULATION -1 January 2008**

Total	100,0	46 157 822	100,0	7 364 078	16,0
Women 15 and over	43,5	20 078 057	43,1	3 177 597	15,8

**REPORTS OF GENDER-BASED VIOLENCE – January 2007 to December 2008**

Total reports		268 418		38 789	14,5
---------------	--	---------	--	--------	------

**COURT CASES - 29 June 2005 to 31 December 2008**

Cases brought		311 601		56 054	18,0
Sentences	100,0	120 078	100,0	19 958	16,6
Acquittals	304	36 549	40,9	8 171	22,4
Verdicts of guilty	69,6	83 529	59,1	11 787	14,1
Women w/ court-ordered protection in effect on 31-12-2008	100,0	113 500	100,0	16 813	14,8
Preliminary injunctions	37,4	42 477	41,9	7 050	16,6
Other measures	3,2	3 664	3,9	662	18,1
Prison terms	59,3	67 359	54,1	9 101	13,5

**016 HOTLINE SERVICE. NUMBER OF CALLS HANDLED**

**3 September 2007to 31 December 2008**

Total calls	100,0	90 666	100,0	12 105	13,4
From users	804	72 670	81,4	9 859	13,6
From others concerned/family members	17,3	15 647	16,3	1 972	12,6
Others	2,6	2 349	2,3	274	11,8

**MOBILE SUPPORT USERS - 31 December 2008**

New connections since 2005	100,0	20 319	100,0	2 484	12,2
Cancellations	39,6	8 045	27,0	671	8,3
Users on 31 December 2008	60,4	12 274	73,0	1 813	14,8

**EMPLOYMENT RIGHTS AND FINANCIAL AID**

Subsidized employment contracts for gender-based violence victims. 2003 – December 2008		1.958		138	7,1
Employment contracts to replace gender-based violence victims. 2005 –December 2008		268		49	18,3
Female violence victims benefiting from Active Placement Income					
2006		11 235		839	7,5
2007		13 691		996	7,3
2008		17 400		1 375	7,9
Women benefiting from relocation payments. January 2005 to December 2008		4.105		256	6,2
Applications for financial aid. Art. 27 of the Act on Comprehensive Measures. 2006 to 31 December 2008					
Total applications	100,0	954		0	0,0
Granted	41,0	391		0	0,0
Denied	59,0	563		0	0,0

**TEMPORARY RESIDENCE PERMITS FOR FOREIGN WOMEN**

March 2005 to December 2008	100,0	848	100,0	130	15,3
January 2008 to 31 December 2008	49,8	422	49,2	64	15,2

**DEATHS CAUSED BY GENDER-BASED VIOLENCE**

1 January 2003 to 31 December 2008	100,0	414	100,0	62	15,0
1 January 2008 to 31 December 2008	18,1	75	16,1	10	13,3



**COMMUNITY OF VALENCIA**

TOTAL		Comm. of Valencia		% of TOTAL in Comm. of Valencia
%	Number	%	Number	

**POPULATION -1 January 2008**

Total	100,0	46 157 822	100,0	5.029.601	10,9
Women 15 and over	43,5	20 078 057	43,0	2.164.736	10,8

**REPORTS OF GENDER-BASED VIOLENCE – January 2007 to December 2008**

Total reports		268 418		34.617	12,9
---------------	--	---------	--	--------	------

**COURT CASES - 29 June 2005 to 31 December 2008**

Cases brought		311 601		42.713	13,7
Sentences	100,0	120 078	100,0	16.655	13,9
Acquittals	304	36 549	25,1	4.175	11,4
Verdicts of guilty	69,6	83 529	74,9	12.480	14,9
Women w/ court-ordered protection in effect on 31-12-2008	100,0	113 500	100,0	15.730	13,9
Preliminary injunctions	37,4	42 477	31,2	4.929	11,6
Other measures	3,2	3 664	2,7	419	11,4
Prison terms	59,3	67 359	66,1	10.432	15,5

**016 HOTLINE SERVICE. NUMBER OF CALLS HANDLED**

**3 September 2007to 31 December 2008**

Total calls	100,0	90 666	100,0	9.244	10,2
From users	804	72 670	80,1	7.407	10,2
From others concerned/family members	17,3	15 647	16,7	1.546	9,9
Others	2,6	2 349	3,1	291	12,5

**MOBILE SUPPORT USERS - 31 December 2008**

New connections since 2005	100,0	20 319	100,0	4.303	21,2
Cancellations	39,6	8 045	47,6	2.050	25,5
Users on 31 December 2008	60,4	12 274	52,4	2.253	18,4

**EMPLOYMENT RIGHTS AND FINANCIAL AID**

Subsidized employment contracts for gender-based violence victims. 2003 – December 2008

		1.958		213	10,9
--	--	-------	--	-----	------

Employment contracts to replace gender-based violence victims. 2005 –December 2008

		268		31	11,6
--	--	-----	--	----	------

Female violence victims benefiting from Active Placement Income

2006		11 235		1.458	13,0
2007		13 691		1.782	13,0
2008		17 400		2.325	13,4

Women benefiting from relocation payments. January 2005 to December 2008

		4.105		305	7,4
--	--	-------	--	-----	-----

Applications for financial aid. Art. 27 of the Act on Comprehensive Measures. 2006 to 31 December 2008

Total applications	100,0	954	100,0	187	19,6
Granted	41,0	391	43,9	82	21,0
Denied	59,0	563	56,1	105	18,7

**TEMPORARY RESIDENCE PERMITS FOR FOREIGN WOMEN**

March 2005 to December 2008	100,0	848	100,0	128	15,1
January 2008 to 31 December 2008	49,8	422	57,8	74	17,5

**DEATHS CAUSED BY GENDER-BASED VIOLENCE**

1 January 2003 to 31 December 2008	100,0	414	100,0	50	12,1
1 January 2008 to 31 December 2008	18,1	75	20,0	10	13,3



**EXTREMADURA**

TOTAL		Extremadura		% of TOTAL in Extremadura
%	Number	%	Number	

**POPULATION -1 January 2008**

Total	100,0	46 157 822	100,0	1 097 744	2,4
Women 15 and over	43,5	20 078 057	43,2	473 316	2,4

**REPORTS OF GENDER-BASED VIOLENCE – January 2007 to December 2008**

Total reports		268 418		3 168	1,2
---------------	--	---------	--	-------	-----

**COURT CASES - 29 June 2005 to 31 December 2008**

Cases brought		311 601		4 935	1,6
Sentences	100,0	120 078	100,0	1 912	1,6
Acquittals	304	36 549	14,9	285	0,8
Verdicts of guilty	69,6	83 529	85,1	1 627	1,9
Women w/ court-ordered protection in effect on 31-12-2008	100,0	113 500	100,0	2 147	1,9
Preliminary injunctions	37,4	42 477	33,9	728	1,7
Other measures	3,2	3 664	0,8	17	0,5
Prison terms	59,3	67 359	65,3	1 402	2,1

**016 HOTLINE SERVICE. NUMBER OF CALLS HANDLED**

**3 September 2007to 31 December 2008**

Total calls	100,0	90 666	100,0	1 883	2,1
From users	804	72 670	80,3	1 512	2,1
From others concerned/family members	17,3	15 647	17,0	320	2,1
Others	2,6	2 349	2,7	51	2,2

**MOBILE SUPPORT USERS - 31 December 2008**

New connections since 2005	100,0	20 319	100,0	366	1,8
Cancellations	39,6	8 045	44,3	162	2,0
Users on 31 December 2008	60,4	12 274	55,7	204	1,7

**EMPLOYMENT RIGHTS AND FINANCIAL AID**

Subsidized employment contracts for gender-based violence victims. 2003 – December 2008					
		1.958		16	0,8
Employment contracts to replace gender-based violence victims. 2005 –December 2008					
		268		3	1,1
Female violence victims benefiting from Active Placement Income					
2006		11 235		376	3,3
2007		13 691		491	3,6
2008		17 400		601	3,5
Women benefiting from relocation payments. January 2005 to December 2008					
		4.105		91	2,2
Applications for financial aid. Art. 27 of the Act on Comprehensive Measures. 2006 to 31 December 2008					
Total applications	100,0	954	100,0	8	08
Granted	41,0	391	0,0	0	0,0
Denied	59,0	563	100,0	8	1,4

**TEMPORARY RESIDENCE PERMITS FOR FOREIGN WOMEN**

March 2005 to December 2008	100,0	848	100,0	21	2,5
January 2008 to 31 December 2008	49,8	422	52,4	11	2,6

**DEATHS CAUSED BY GENDER-BASED VIOLENCE**

1 January 2003 to 31 December 2008	100,0	414	100,0	4	1,0
1 January 2008 to 31 December 2008	18,1	75	0,0	0	0,0



## GALICIA

TOTAL		Galicia		% of TOTAL in Galicia
%	Number	%	Number	

### POPULATION -1 January 2008

Total	100,0	46 157 822	100,0	2 784 169	6,0
Women 15 and over	43,5	20 078 057	46,3	1 287 711	6,4

### REPORTS OF GENDER-BASED VIOLENCE – January 2007 to December 2008

Total reports	268 418	11 140	4,2
---------------	---------	--------	-----

### COURT CASES - 29 June 2005 to 31 December 2008

Cases brought		311 601		12 037	3,9
Sentences	100,0	120 078	100,0	4 399	3,7
Acquittals	304	36 549	22,6	994	2,7
Verdicts of guilty	69,6	83 529	77,4	3 405	4,1
Women w/ court-ordered protection in effect on 31-12-2008	100,0	113 500	100,0	4 457	3,9
Preliminary injunctions	37,4	42 477	37,0	1 651	3,9
Other measures	3,2	3 664	2,9	131	3,6
Prison terms	59,3	67 359	60,0	2 675	4,0

### 016 HOTLINE SERVICE. NUMBER OF CALLS HANDLED

#### 3 September 2007to 31 December 2008

Total calls	100,0	90 666	100,0	3 974	4,4
From users	804	72 670	81,3	3 231	4,5
From others concerned/family members	17,3	15 647	16,3	648	4,2
Others	2,6	2 349	2,4	95	4,4

### MOBILE SUPPORT USERS - 31 December 2008

New connections since 2005	100,0	20 319	100,0	691	3,4
Cancellations	39,6	8 045	38,6	267	3,3
Users on 31 December 2008	60,4	12 274	61,4	424	3,5

### EMPLOYMENT RIGHTS AND FINANCIAL AID

#### Subsidized employment contracts for gender-based violence victims. 2003 – December 2008

	1.958	89	4,6
--	-------	----	-----

#### Employment contracts to replace gender-based violence victims. 2005 –December 2008

	268	13	4,9
--	-----	----	-----

#### Female violence victims benefiting from Active Placement Income

2006	11 235	520	4,6
2007	13 691	579	4,2
2008	17 400	656	3,8

#### Women benefiting from relocation payments. January 2005 to December 2008

	4.105	252	6,1
--	-------	-----	-----

#### Applications for financial aid. Art. 27 of the Act on Comprehensive Measures. 2006 to 31 December 2008

Total applications	100,0	954	100,0	210	22,0
Granted	41,0	391	38,1	80	20,5
Denied	59,0	563	61,9	130	23,1

### AUTORIZACIONES DE RESIDENCIA TEMPORAL A MUJERES EXTRANJERAS

Marzo de 2005 a diciembre de 2008	100,0	848	100,0	19	2,2
1 de enero de 2008 a 31 de diciembre de 2008	49,8	422	63,2	12	2,8

### VÍCTIMAS MORTALES DE VIOLENCIA DE GÉNERO

1 de enero de 2003 a 31 de diciembre de 2008	100,0	414	100,0	20	4,8
1 de enero de 2008 a 31 de diciembre de 2008	18,1	75	35,0	7	9,3



**LA RIOJA**

TOTAL		La Rioja		% of TOTAL in La Rioja
%	Number	%	Number	

**POPULATION -1 January 2008**

Total	100,0	46.157.822	100,0	317.501	0,7
Women 15 and over	43,5	20.078.057	42,7	135.616	0,7

**REPORTS OF GENDER-BASED VIOLENCE – January 2007 to December 2008**

Total reports		268.418		1.549	0,6
---------------	--	---------	--	-------	-----

**COURT CASES - 29 June 2005 to 31 December 2008**

Cases brought		311.601		1.894	0,6
Sentences	100,0	120.078	100,0	820	0,7
Acquittals	304	36.549	26,5	217	0,6
Verdicts of guilty	69,6	83.529	73,5	603	0,7
Women w/ court-ordered protection in effect on 31-12-2008	100,0	113.500	100,0	727	0,6
Preliminary injunctions	37,4	42.477	21,7	158	0,4
Other measures	3,2	3.664	0,8	6	0,2
Prison terms	59,3	67.359	77,4	563	0,8

**016 HOTLINE SERVICE. NUMBER OF CALLS HANDLED**

**3 September 2007to 31 December 2008**

Total calls	100,0	90.666	100,0	457	0,5
From users	804	72.670	78,3	358	0,5
From others concerned/family members	17,3	15.647	19,5	89	0,6
Others	2,6	2.349	2,2	10	0,4

**MOBILE SUPPORT USERS - 31 December 2008**

New connections since 2005	100,0	20.319	100,0	2	0,0
Cancellations	39,6	8.045	0,0	0	0,0
Users on 31 December 2008	60,4	12.274	100,0	2	0,0

**EMPLOYMENT RIGHTS AND FINANCIAL AID**

Subsidized employment contracts for gender-based violence victims. 2003 – December 2008

		1.958		7	0,4
--	--	-------	--	---	-----

Employment contracts to replace gender-based violence victims. 2005 –December 2008

		268		3	1,1
--	--	-----	--	---	-----

Female violence victims benefiting from Active Placement Income

2006		11 235		40	0,4
2007		13 691		53	0,4
2008		17 400		64	0,4

Women benefiting from relocation payments. January 2005 to December 2008

		4.105		39	0,9
--	--	-------	--	----	-----

Applications for financial aid. Art. 27 of the Act on Comprehensive Measures. 2006 to 31 December 2008

Total applications	100,0	954	100,0	35	3,7
Granted	41,0	391	94,3	33	8,4
Denied	59,0	563	5,7	2	0,4

**TEMPORARY RESIDENCE PERMITS FOR FOREIGN WOMEN**

March 2005 to December 2008	100,0	848	100,0	4	0,5
January 2008 to 31 December 2008	49,8	422	50,0	2	0,5

**DEATHS CAUSED BY GENDER-BASED VIOLENCE**

1 January 2003 to 31 December 2008	100,0	414	100,0	5	1,2
1 January 2008 to 31 December 2008	18,1	75	40,0	2	2,7



**MADRID**

TOTAL		Madrid		% of TOTAL in Madrid
%	Number	%	Number	

**POPULATION -1 January 2008**

Total	100,0	46 157 822	100,0	6 271 638	13,6
Women 15 and over	43,5	20 078 057	44,4	2 783 097	13,9

**REPORTS OF GENDER-BASED VIOLENCE – January 2007 to December 2008**

Total reports	268 418	41 455	15,4
---------------	---------	--------	------

**COURT CASES - 29 June 2005 to 31 December 2008**

Cases brought		311 601		46 182	14,8
Sentences	100,0	120 078	100,0	15 683	13,1
Acquittals	304	36 549	46,0	7 209	19,7
Verdicts of guilty	69,6	83 529	54,0	8 474	10,1
Women w/ court-ordered protection in effect on 31-12-2008	100,0	113 500	100,0	14 545	12,8
Preliminary injunctions	37,4	42 477	52,1	7 579	17,8
Other measures	3,2	3 664	5,2	763	20,8
Prison terms	59,3	67 359	42,6	6 203	9,2

**016 HOTLINE SERVICE. NUMBER OF CALLS HANDLED**

**3 September 2007to 31 December 2008**

Total calls	100,0	90 666	100,0	22 521	24,9
From users	804	72 670	79,9	17 988	24,8
From others concerned/family members	17,3	15 647	17,7	3 995	25,6
Others	2,6	2 349	2,4	538	23,2

**MOBILE SUPPORT USERS - 31 December 2008**

New connections since 2005	100,0	20 319	100,0	3 057	15,0
Cancellations	39,6	8 045	27,4	339	10,4
Users on 31 December 2008	60,4	12 274	72,6	2 218	18,1

**EMPLOYMENT RIGHTS AND FINANCIAL AID**

Subsidized employment contracts for gender-based violence victims. 2003 – December 2008					
		1.958		135	6,9
Employment contracts to replace gender-based violence victims. 2005 –December 2008					
		268		36	13,4
Female violence victims benefiting from Active Placement Income					
2006		11 235		735	6,5
2007		13 691		919	6,7
2008		17 400		1 214	7,0
Women benefiting from relocation payments. January 2005 to December 2008					
		4.105		367	8,9
Applications for financial aid. Art. 27 of the Act on Comprehensive Measures. 2006 to 31 December 2008					
Total applications	100,0	954	100,0	163	17,1
Granted	41,0	391	7,4	12	3,1
Denied	59,0	563	92,6	151	26,8

**TEMPORARY RESIDENCE PERMITS FOR FOREIGN WOMEN**

March 2005 to December 2008	100,0	848	100,0	106	12,5
January 2008 to 31 December 2008	49,8	422	44,3	47	11,1

**DEATHS CAUSED BY GENDER-BASED VIOLENCE**

1 January 2003 to 31 December 2008	100,0	414	100,0	40	9,7
1 January 2008 to 31 December 2008	18,1	75	27,5	11	14,7



**MURCIA**

TOTAL		Murcia		% of TOTAL in Murcia
%	Number	%	Number	

**POPULATION -1 January 2008**

Total	100,0	46 157 822	100,0	1426 109	3,1
Women 15 and over	43,5	20 078 057	41,0	584 595	2,9

**REPORTS OF GENDER-BASED VIOLENCE – January 2007 to December 2008**

Total reports		268 418		11 061	4,1
---------------	--	---------	--	--------	-----

**COURT CASES - 29 June 2005 to 31 December 2008**

Cases brought		311 601		10 404	3,3
Sentences	100,0	120 078	100,0	5 599	4,7
Acquittals	304	36 549	21,6	1 208	3,3
Verdicts of guilty	69,6	83 529	78,4	4 391	5,3
Women w/ court-ordered protection in effect on 31-12-2008	100,0	113 500	100,0	5 142	4,5
Preliminary injunctions	37,4	42 477	21,9	1 125	2,6
Other measures	3,2	3 664	2,6	136	3,7
Prison terms	59,3	67 359	75,5	3 881	5,8

**016 HOTLINE SERVICE. NUMBER OF CALLS HANDLED**

**3 September 2007to 31 December 2008**

Total calls	100,0	90 666	100,0	2 811	3,1
From users	804	72 670	80,9	2 273	3,1
From others concerned/family members	17,3	15 647	16,4	461	3,0
Others	2,6	2 349	2,7	77	3,3

**MOBILE SUPPORT USERS - 31 December 2008**

New connections since 2005	100,0	20 319	100,0	216	14
Cancellations	39,6	8 045	37,5	81	1,0
Users on 31 December 2008	60,4	12 274	62,5	135	1,1

**EMPLOYMENT RIGHTS AND FINANCIAL AID**

Subsidized employment contracts for gender-based violence victims. 2003 – December 2008					
		1.958		22	1,1
Employment contracts to replace gender-based violence victims. 2005 –December 2008					
		268		6	2,2
Female violence victims benefiting from Active Placement Income					
2006		11 235		276	2,5
2007		13 691		335	2,4
2008		17 400		506	2,9
Women benefiting from relocation payments. January 2005 to December 2008					
		4.105		51	1,2
Applications for financial aid. Art. 27 of the Act on Comprehensive Measures. 2006 to 31 December 2008					
Total applications	100,0	954		0	0,0
Granted	41,0	391		0	0,0
Denied	59,0	563		0	0,0

**TEMPORARY RESIDENCE PERMITS FOR FOREIGN WOMEN**

March 2005 to December 2008	100,0	848	100,0	69	8,1
January 2008 to 31 December 2008	49,8	422	62,3	43	10,2

**DEATHS CAUSED BY GENDER-BASED VIOLENCE**

1 January 2003 to 31 December 2008	100,0	414	100,0	18	4,3
1 January 2008 to 31 December 2008	18,1	75	22,2	4	5,3



**NAVARRRE**

TOTAL		Navarre		% of TOTAL in Navarre
%	Number	%	Number	

**POPULATION -1 January 2008**

Total	100,0	46 157 822	100,0	620 377	1,3
Women 15 and over	43,5	20 078 057	42,8	265 488	1,3

**REPORTS OF GENDER-BASED VIOLENCE – January 2007 to December 2008**

Total reports		268 418		2 867	1,1
---------------	--	---------	--	-------	-----

**COURT CASES - 29 June 2005 to 31 December 2008**

Cases brought		311 601		2 745	0,9
Sentences	100,0	120 078	100,0	978	0,8
Acquittals	304	36 549	25,2	246	0,7
Verdicts of guilty	69,6	83 529	74,8	732	0,9
Women w/ court-ordered protection in effect on 31-12-2008	100,0	113 500	100,0	1 107	1,0
Preliminary injunctions	37,4	42 477	42,5	471	1,1
Other measures	3,2	3 664	1,9	21	0,6
Prison terms	59,3	67 359		2 745	0,9

**016 HOTLINE SERVICE. NUMBER OF CALLS HANDLED**

**3 September 2007to 31 December 2008**

Total calls	100,0	90 666	100,0	883	1,0
From users	804	72 670	79,8	705	1,0
From others concerned/family members	17,3	15 647	18,2	161	1,0
Others	2,6	2 349	1,9	17	0,7

**MOBILE SUPPORT USERS - 31 December 2008**

New connections since 2005	100,0	20 319	100,0	13	0,1
Cancellations	39,6	8 045	46,2	6	0,1
Users on 31 December 2008	60,4	12 274	53,8	7	0,1

**EMPLOYMENT RIGHTS AND FINANCIAL AID**

Subsidized employment contracts for gender-based violence victims. 2003 – December 2008

		1.958		14	0,7
--	--	-------	--	----	-----

Employment contracts to replace gender-based violence victims. 2005 –December 2008

		268		28	10,4
--	--	-----	--	----	------

Female violence victims benefiting from Active Placement Income

2006		11 235		67	0,6
2007		13 691		84	0,6
2008		17 400		112	0,6

Women benefiting from relocation payments. January 2005 to December 2008

		4.105		96	2,3
--	--	-------	--	----	-----

Applications for financial aid. Art. 27 of the Act on Comprehensive Measures. 2006 to 31 December 2008

Total applications	100,0	954		0	0,0
Granted	41,0	391		0	0,0
Denied	59,0	563		0	0,0

**TEMPORARY RESIDENCE PERMITS FOR FOREIGN WOMEN**

March 2005 to December 2008	100,0	848	100,0	1	0,1
January 2008 to 31 December 2008	49,8	422	0,0	0	0,0

**DEATHS CAUSED BY GENDER-BASED VIOLENCE**

1 January 2003 to 31 December 2008	100,0	414	100,0	7	1,7
1 January 2008 to 31 December 2008	18,1	75	28,6	2	2,7





CEUTA

TOTAL		Ceuta		% of TOTAL in Ceuta
%	Number	%	Number	

**POPULATION -1 January 2008**

Total	100,0	46 157 822	100,0	77.389	0,2
Women 15 and over	43,5	20 078 057	39,0	30.151	0,2

**REPORTS OF GENDER-BASED VIOLENCE – January 2007 to December 2008**

Total reports		268 418		-	0,0
---------------	--	---------	--	---	-----

**COURT CASES - 29 June 2005 to 31 December 2008**

Cases brought		311 601		468	0,2
Sentences	100,0	120 078	100,0	343	0,3
Acquittals	304	36 549	51,6	177	0,5
Verdicts of guilty	69,6	83 529	48,4	166	0,2
Women w/ court-ordered protection in effect on 31-12-2008	100,0	113 500	100,0	187	0,2
Preliminary injunctions	37,4	42 477	21,4	40	0,1
Other measures	3,2	3 664	1,1	2	0,1
Prison terms	59,3	67 359	77,5	145	0,2

**016 HOTLINE SERVICE. NUMBER OF CALLS HANDLED**

**3 September 2007to 31 December 2008**

Total calls	100,0	90 666	100,0	162	0,2
From users	804	72 670	75,9	123	0,2
From others concerned/family members	17,3	15 647	22,8	37	0,2
Others	2,6	2 349	1,2	2	0,1

**MOBILE SUPPORT USERS - 31 December 2008**

New connections since 2005	100,0	20 319	100,0	11	0,1
Cancellations	39,6	8 045	45,5	5	0,1
Users on 31 December 2008	60,4	12 274	54,5	6	0,0

**EMPLOYMENT RIGHTS AND FINANCIAL AID**

Subsidized employment contracts for gender-based violence victims. 2003 – December 2008

		1.958		0	0,0
--	--	-------	--	---	-----

Employment contracts to replace gender-based violence victims. 2005 –December 2008

		268		0	0,0
--	--	-----	--	---	-----

Female violence victims benefiting from Active Placement Income

2006		11 235		52	0,5
2007		13 691		60	0,4
2008		17 400		41	0,2

Women benefiting from relocation payments. January 2005 to December 2008

		4.105		2	0,0
--	--	-------	--	---	-----

Applications for financial aid. Art. 27 of the Act on Comprehensive Measures. 2006 to 31 December 2008

Total applications	100,0	954		0	0,0
Granted	41,0	391		0	0,0
Denied	59,0	563		0	0,0

**TEMPORARY RESIDENCE PERMITS FOR FOREIGN WOMEN**

March 2005 to December 2008	100,0	848	100,0	15	1,8
January 2008 to 31 December 2008	49,8	422	13,3	2	0,5

**DEATHS CAUSED BY GENDER-BASED VIOLENCE**

1 January 2003 to 31 December 2008	100,0	414	100,0	1	0,2
1 January 2008 to 31 December 2008	18,1	75	0,0	0	0,0



**MELILLA**

TOTAL		Melilla		% of TOTAL in Melilla
%	Number	%	Number	

**POPULATION -1 January 2008**

Total	100,0	46.157.822	100,0	71.448	0,2
Women 15 and over	43,5	20.078.057	38,5	27.492	0,1

**REPORTS OF GENDER-BASED VIOLENCE – January 2007 to December 2008**

Total reports	268.418	-	0,0
---------------	---------	---	-----

**COURT CASES - 29 June 2005 to 31 December 2008**

Cases brought		311.601		1.204	0,4
Sentences	100,0	120.078	100,0	453	0,4
Acquittals	304	36.549	58,1	263	0,7
Verdicts of guilty	69,6	83.529	41,9	190	0,2
Women w/ court-ordered protection in effect on 31-12-2008	100,0	113.500	100,0	201	0,2
Preliminary injunctions	37,4	42.477	16,4	33	0,1
Other measures	3,2	3.664	2,0	4	0,1
Prison terms	59,3	67.359	81,6	164	0,2

**016 HOTLINE SERVICE. NUMBER OF CALLS HANDLED**

**3 September 2007to 31 December 2008**

Total calls	100,0	90.666	100,0	225	0,2
From users	804	72.670	77,3	174	0,2
From others concerned/family members	17,3	15.647	17,3	39	0,2
Others	2,6	2.349	5,3	12	0,5

**MOBILE SUPPORT USERS - 31 December 2008**

New connections since 2005	100,0	20.319	100,0	67	0,3
Cancellations	39,6	8.045	43,3	29	0,4
Users on 31 December 2008	60,4	12.274	56,7	33	0,3

**EMPLOYMENT RIGHTS AND FINANCIAL AID**

Subsidized employment contracts for gender-based violence victims. 2003 – December 2008		1.958		0	0,0
Employment contracts to replace gender-based violence victims. 2005 –December 2008		268		0	0,0
Female violence victims benefiting from Active Placement Income					
2006		11 235		42	0,4
2007		13 691		49	0,4
2008		17 400		53	0,3
Women benefiting from relocation payments. January 2005 to December 2008		4.105		21	0,5
Applications for financial aid. Art. 27 of the Act on Comprehensive Measures. 2006 to 31 December 2008					
Total applications	100,0	954		0	0,0
Granted	41,0	391		0	0,0
Denied	59,0	563		0	0,0

**AUTORIZACIONES DE RESIDENCIA TEMPORAL A MUJERES EXTRANJERAS**

Marzo de 2005 a diciembre de 2008	100,0	848	100,0	27	3,2
1 de enero de 2008 a 31 de diciembre de 2008	49,8	422	25,9	7	1,7

**VÍCTIMAS MORTALES DE VIOLENCIA DE GÉNERO**

1 de enero de 2003 a 31 de diciembre de 2008	100,0	414	100,0	2	0,5
1 de enero de 2008 a 31 de diciembre de 2008	18,1	75	0,0	0	0,0

Maintaining and continually improving the statistical information available is an essential task, which includes supplementing that information with data drawn from other sources and in particular with overall, consistent figures relating to the comprehensive social assistance resources that help victims of gender-based violence recover.

A deeper understanding of this serious social problem must also be sought through surveys and quantitative and qualitative research, to tackle it more effectively.

## Chapter 2. THE PROCESSES AND REALITIES FACING WOMEN DISABLED AS A RESULT OF GENDER-BASED VIOLENCE

This research, conducted by CIMOP under the leadership of Cristina Santamarina, was sponsored by the Government Agency on Gender-based Violence (Ministry of Labour and Social Affairs), in accordance with one of the specific measures in the National Plan for Gender-Based Violence Awareness and Prevention, approved by the Council of Ministers on 15 December 2006.

The survey, conducted in 2007, is the result of complex, difficult, at times disturbing and always arduous field work, which had to be conducted outside standard social research networks and without being able to resort to institutional channels which, for reasons of personal data protection, could not be tapped as a source of information.

The approach is based on a short empirical base with an intensive focus through experiential narratives.

The research does not pursue statistical representativeness, but simply seeks to reveal a reality often concealed by the glare generated around homicides and the tendency to regard gender-based violence as a minor problem.

### INTERVIEWEE PROFILE

- Nine women between the ages of 25 and 50, presently living in different autonomous communities (=regions) of Spain.
- Unlike their age, their educational profile varies widely, for some of the women have primary schooling only, others have secondary schooling, and yet others a higher education (university graduates).
- Generally speaking, these women are from backgrounds typical of the urban middle classes that began to prevail in Spain in the nineteen fifties and sixties. At this time none has a middle class income, given their acquired disability and dependence on public pensions and other types of support. Two immigrant women who have lived in Spain for over 10 years were also included in the group.
- The interviewees' disabilities are summarized in the table below.

<b>INTERVIEWEE 1</b>	QUADRIPLEGIA
<b>INTERVIEWEE 2</b>	HEARING LOSS (95 %)
<b>INTERVIEWEE 3</b>	3RD DEGREE BURNS ON FACE AND PART OF BODY
<b>INTERVIEWEES 4, 5 AND 9</b>	BLINDNESS
<b>INTERVIEWEE 6</b>	PARAPLEGIA
<b>INTERVIEWEE 7</b>	MENTAL DISABILITY
<b>INTERVIEWEE 8</b>	MULTIPLE PHYSICAL AND SENSORIAL DISABILITY

## ABUSE, THE EXPERIENCE

- Extreme physical violence with sequels consisting in severe disability appeared in all types of relationships: from relationships that lasted nearly twenty-five years of spousal violence, to sporadic relationships with no terminological structure (not sweethearts, not engaged), including common-law couples and institutional couples with deep and shared religious convictions.
- Perhaps the trait common to all, according to the interviewees' own narratives, is that none of the women involved believed that the violence would reach the extreme of limiting their existence so drastically and profoundly, disabling them physically, sensorially and psychologically.
- This lack of foresight would appear to characterize the **structural difficulty inherent in acknowledging that they were playing a victim's role**, even though in several cases their partners had clearly voiced threats of violence, directed at and reserved for them.
- The conclusion drawn is that a very high degree of violence, in the presence or absence of threats, was experienced by these women from an ambiguous position:

**"MY PARTNER BEHAVES VIOLENTLY.AND YET, IT'S NOT DANGEROUS TO BE AT HIS SIDE BECAUSE HE WON'T HURT ME/ HE LOVES ME"**

- ⊕ *"I never thought that he would hit me, never, ever. He would go on rages, but it never occurred to me that he would come after me."*
  - ⊕ *"All those years beatings, all those years of threats, it's as though you get used to it and I never thought he'd hurt me."*
  - ⊕ *"I saw him strike his brothers, his mother, a stranger once after a minor car accident, but I never thought that he'd turn against me."*
  - ⊕ *"How could I think that a man who came to see me at three a.m. because he loved me would throw acid in my face?"*
- In other words, despite these women's accurate "diagnosis" of their partners' personalities, they never realized that the conflict impacted the relationship itself. To put it another way, at no time did these women understand that the problem wasn't only that their partners were violent, but that their relationship was truly dangerous; that there is no such thing as a violent personality that doesn't affect his affections and anyone forming part of them.
  - They were so convinced that their relationship was not a danger zone and were into such denial about being the primary victims, that many of the interviewees had children with these men, based on one of two possible premises:
    - ⊕ With children, he would change, be more understanding, less violent and more tolerant.
    - ⊕ If he was "unbearable", motherhood would be a refuge, a way to compensate having to be with him, having to put up with him.

- Both premises are false (as these histories show) and appear to be based on the same recurrent dual error observed in these women, furthered by cultural references:

- The failure to recognize that violent personalities grow within the relationship itself in the absence of limits established in due time.

- The failure to admit that many of them are/were abused women who lived in constant danger, and that dual ignorance, which was not present in all cases, stems from two conflicts relating to social reality:

- a) The failure to accommodate their identity as abused women even where abuse existed, or to acknowledge that their partners were violent males.

- b) The social shame of having to acknowledge their predicament, leading them to pathologically conceal their plight as abused women from their families, friends and public institutions.

- The shame of being identified as an abused woman generates deep and dramatic affliction as well as a tendency to cover up for the perpetrator and engage in moral self-censuring. This leaves or left them continually exposed to everyday violence, at least symbolically, for abusers know that their power rests on their ability to inhibit the victim so she sees herself as an accomplice and responsible for her own circumstances.

- The women who had borne systematic abuse for a longer time clearly expressed their inability to identify themselves as abused because of the lack of any definition of this situation in society, institutions or the media.

*“I knew full well that he was violent because he had already tried to stab me and he’d beaten me terribly a few times. But I didn’t know that I was an abused woman. It wasn’t until those cases started to be publicized and they started to be talked about by that woman on television and all. That’s when I realized that it wasn’t just that my ex-husband was violent, it was that I was an abused woman...”*

- All the interviewees noted, recurrently, that their relationships with these abusive males were characterized by a dual bond, the abuse/affection dichotomy characteristic of gender violence, which arbitrarily marked the pattern of their ties to them and governed their life together, in which they were in a position of subordinate uncertainty:

*“I never knew why he was going to explode. It could be for the stupidest thing on earth... and just a minute before everything was just fine! What could have happened? What did I do wrong?”*

*“Oddly, we agreed about all the important things, and never argued. Our intimacy was fine, but suddenly, for no reason, everything would go wrong and then he sensed that I was being disrespectful and that’s when the beatings would start and...”*

- The relationship with sons and daughters, if any, does not appear to follow any single pattern either, even though the children, who form part of the bond, are also marked by the abuse.

## THE PERPETRATORS

- Our impression of them in the present survey is inevitably drawn from the narratives and the profile sketched of them by the interviewees, a bias that can obviously not be overlooked.
- Despite the personality differences, a number of common traits seem to re-appear in these abusive males:
  - ⊗ Need for constant confirmation that they are the centre of their partners' lives.
  - ⊗ Need to be the couple's sole representative and even represent their partners in the public domain.
  - ⊗ Inability to bear any sign of their partners' independence from the relationship.
  - ⊗ Adherence to very traditional values in their relationships, regardless of ideology or political leanings.
  - ⊗ Tendency to have conflictive relationships with other males (family, work and so on) and scant disposition to communicate with other women.
  - ⊗ Public behaviour in keeping with serious, polite, self-assured, orderly and homebound personalities.
  - ⊗ Cyclothymic expression of affection: none of the men described by the interviewees would appear to be unpleasant and even less to be in a constant state of violent rage: they are, rather, ambiguous and paradoxical and their reactions unpredictable.

## ABUSED WOMEN

- There is less unanimity among the women in terms of attitude, and yet all seem to be afflicted by a remarkable near-sightedness that prevents them from focusing on their good and bad qualities, aptitudes and flaws.
- Very generally speaking, the following character traits appear to be present in all these women:
  - ⊗ General sensation of living on the fringe, on the outskirts of their affective relationships because their partners occupy the centre.
  - ⊗ Awareness of being the link between different family members (children, parents-in-law...), without asking anything in return, out of a sense of responsibility towards others, including their partners.
  - ⊗ Extreme difficulty to think of themselves as independent persons with an individual self because they were trained to be heteronomous, with a relational self.
  - ⊗ Adherence to liberal values and attitudes while putting up with traditionally-minded, intolerant and violent men for love and out of responsibility.
  - ⊗ Strong feminist convictions and defence of equality in public life, alongside the inability to put those convictions into practice in their private lives
  - ⊗ Explicit lack of self-confidence.
  - ⊗ Visibly depressive tone and latent anxiety visible among these severely disabled women, expressed repeatedly during the interviews.

Their outlook on life is nonetheless surprisingly resilient, despite their circumstances and the violence inflicted on them.

## INITIAL RELATIONSHIP STRUCTURES

- The interviewees represented a cross-section of the most common relationship and family structures prevailing in Spain:
  - ⊗ Couples married in the church.
  - ⊗ Couples with civil marriages.
  - ⊗ Common-law couples.
  - ⊗ Second relationships with children from the first.
  - ⊗ Couples not living together.
  - ⊗ Dates with friends.
- Asymmetric violence cannot be said to be associated with any one of the possible family structures more than any of the others and none goes by special rules that would anticipate dramatic outcomes.
- This infers that from the perspective of the initial structure of these relationships, the presence of violence so severe as to cause disability is a response, as noted above, to two main factors:
  - ⊗ Ambiguous when not wholly polarized masculine conduct, in which affection and abuse exist side-by-side.
  - ⊗ Women painfully inhibited by shame and the lack of self-esteem. These two factors together lead to their inability to set immediate limits after the first signs of violence which, except when unprecedented and in very casual relationships, appears with frequent and disciplined periodicity. In this regard, the fact that they have endured gender violence with serious consequences must be taken into consideration.

*"We were a normal couple, one of the crowd, and he had plenty of good qualities, he was very affectionate, even with my first daughter, from a prior marriage. But I never knew why, almost once a week he invented an excuse to beat me."*

*"What's pretty much unbelievable is that you would say we were a perfect couple... loving, tremendously loving... but when he would say, let's go into the kitchen, if it wasn't once a week it was every two, that was it and that's when all hell would break loose."*

## FAMILY DYSFUNCTION: METASTASIS

- In all the cases of disability caused by gender-based violence contacted for this survey, the family fell apart as a result of that violence.
- Even when new families with children were not formed, the devastating effects of the violence and concomitant disability caused very clear signs of family dysfunction, both in the abuser's and the abused woman's families.
- The mere appearance of a disability is enough to change the course of a family's life.



- If the disability is caused by violence perpetrated by a family member or an outsider, and directed at one of the women in the unit, the resulting disability has a metastatic effect, impacting every member in the group.
- Obviously the severity of the impact starts with the woman who has been violently disabled, continues with her children, affects her, and also his, siblings and parents, and even other relations who feel that the existence of an abuser in the family is a stigma strongly rejected by society.
- For the children, the second line of direct victims, the list of adverse consequences is very long indeed: bewilderment, coming to terms with the fact that their father radically abused their mother, and the social shame involved in identifying with this family group.
- Major conflicts facing the children include:
  - Father violent with their mother.
  - Father feared and often loved.
  - Family breakdown.
  - Mother's suffering.
  - Total absence of the father.
  - Mother's dependence.
  - Sorrowful atmosphere in the home.
  - Financial conflicts.
  - Society's look of pity.
  - Breakdown of socio-cultural prototypes.
  - Awareness of group anomie.
- The next directly affected agents are the disabled woman's parents and siblings, who are impacted on both a logistic and attitudinal level.
  - LOGISTIC: once the abused woman has become disabled, her need for her parents' and siblings' help is constant, as the new situation requires a different way of coping with everyday life.
  - ATTITUDINAL: both her and his families as a group take part of the blame for what has happened. They feel guilty for not knowing, for doing nothing, for abandoning her, or they simply feel ashamed because of how an experience of this kind in their own family can affect them socially.

### **WOMEN DISABLED AS A RESULT OF VIOLENCE AND THEIR FAMILY UNITS. RELATIONSHIPS**

- Any woman who has been abused or threatened with abuse more or less systematically for a period of time is a woman who has shrunk away from her relationships with friends acquaintances and family, etc., until she has found herself quite alone.
- With only one exception, in all the cases of disability due to gender-based violence interviewed, we found that the female victim had become socially isolated prior to the violent events. The tendency is for these women to shut themselves away out of shame, gradually losing people to talk to, and keen on concealing their shameful situation.
- It is very enlightening to see that all the experiences of prolonged abuse occur in circumstances in which the victim has no friend or trusted family member in whom to confide, i.e. no explicit, supportive relational networks.

- After the advent of the violence-mediated disability, it is the other members of the family who tend to seek isolation. They mistakenly feel shame and guilt for the stigma of the abuse, which leads them nowhere.
- The role played by the victims' mothers, and, naturally, the children's grandmothers, when there are children, is instrumental to group reorganization, despite the dire initial circumstances.

### THE COMPLEX PROCESS OF INCLUSION / EXCLUSION OF WOMEN DISABLED AS A RESULT OF VIOLENCE

- Any acquired disability involves some form of social exclusion, as the person suffering the impairment will have to learn how to live within their new possibilities and limits in their interaction with society.
- If this disability is the result of violence perpetrated by a woman's partner, her loss of identity, self-esteem and confidence in her self-worth, her social shame and lack of defined motivational horizons all converge to heighten that feeling of exclusion.
- This feeling of exclusion taints each and every one of the aspects of these women's lives.

#### ASPECTS OF SELF- PORTRAYAL AFFECTED BY VIOLENCE-INDUCED DISABILITY

- Self-confidence.
- Work as satisfaction.
- Relationship with children as guide and mentor.
- Expectations around new relationships.
- Equal status in the private domain.
- Actual prospects for independence.
- Freedom of time and space.
- Pleasure derived from leisure.
- Feminine appeal.
- The will to live.
- Heteronomy.
- Satisfaction in living.
- And so on.

- Consequently, what these women perceive, more than their exclusion *per se*, is that they will conclusively be included in exclusion as their only possible horizon from now on for the rest of their lives.

- Out of all their shattered identities, only their role as mother to minor children seems to afford them any satisfaction, although it is limited to the responsibility they have towards their children of not abandoning their roles.

*"I don't really feel like living, I really don't. Only my children make me want to open my eyes, although I'm a living corpse.*

*"What do I look forward to? Nothing. I only hope to be with my children until they've grown up, although I'll never be able to see them again."*

*"My life is over. Of course, being able to talk to my daughter, and not much else. There's nothing else."*



Social and institutional support of all gender-based violence victims, education, prevention and sensitization are the tools our democratic society can use to reduce, overcome and eradicate gender-based violence.

Madrid, 12 May 2009