



MINISTERIO
DE IGUALDAD

SECRETARÍA DE ESTADO
DE IGUALDAD
Y CONTRA LA VIOLENCIA DE GÉNERO

DELEGACIÓN DEL GOBIERNO
CONTRA LA VIOLENCIA DE GÉNERO

XII ANNUAL REPORT OF THE STATE OBSERVATORY FOR VIOLENCE AGAINST WOMEN EXECUTIVE OVERVIEW

Madrid, 22 november 2021

NIPO: 048-21-235-9

INDEX

INTRODUCTION	1
SUMMARY OF THE REPORT.....	3
1. Gender-Based Violence Fatalities (<i>from 1 January 2003 to 31 December 2018</i>)	3
2. Reports of Gender-Based Violence (<i>from 1 January 2007 to 31 December 2018</i>)	4
3. Women Victims of Gender-Based Violence in Police Care (<i>from 1 January 2010 to 31 December 2018</i>).....	5
4. Court data on gender-based violence (<i>data as of 31 December 2018</i>)	6
5. 016 - Telephone service for information and legal advice on gender-based violence (<i>from 3 September 2007 to 31 December 2018</i>).....	7
6. ANAR Telephone Line (help to children and adolescents at risk). Calls about gender-based violence (<i>from 1 January to 31 December 2018</i>).....	8
7. Users of the telephone assistance and protection service for victims of gender-based violence (ATENPRO) (<i>data as of 3 September 2007 to 31 December 2018</i>)	9
8. Subsidised contracts for female victims of violence (<i>1 January 2003 to 31 December 2018</i>) and substitution contracts for female victims of gender-based violence (<i>1 January 2005 to 31 December 2018</i>).....	9
9. Female victims of violence who receive the Active Insertion Income (RAI) (<i>from 1 January 2006 to 31 December 2018</i>) and female victims of gender-based violence who receive assistance to change their place of residence (<i>dated 1 January 2005 to 31 December 2018</i>)	10
10. Women receiving the financial aid provided for in article 27 of the comprehensive law (<i>From 1 January 2006 to 31 December 2018</i>)	11
11. Concessions of temporary residence and work authorisation due to exceptional circumstances to foreign female victims of gender-based violence (<i>From 1 January 2005 to 31 December 2018</i>)	11
12. Inmates in prisons with crimes of gender-based violence (<i>From 1 January 2005 to 31 December 2018</i>).....	12
13. Monitoring system by telematic means of the measures of withdrawal in the field of gender-based violence (<i>from 24 July 2009 to 31 December 2018</i>) 13	
14. Statistics on Domestic Violence and Gender-based Violence. (<i>From 1 January 2011 to 31 December 2018</i>)	13
15. Sexual violence against women (<i>year 2018</i>)	14

INTRODUCTION

The State Observatory on Violence against Women, in compliance with the provisions of article 30 of Organic Law 1/2004, of 28 December, on Comprehensive Protection Measures against Gender Violence, hereinafter referred to as the Comprehensive Law, has approved the following annual reports:

- 1st Annual Report of the State Observatory on Violence against Women, was approved on 28 June 2007. Together with this 1st Annual Report, the Observatory approved the System of Indicators and Variables for the analysis and monitoring of Gender Violence and to create the database that allows these functions to be carried out.
- 2nd Annual Report of the State Observatory on Violence against Women, approved on 22 May 2009.
- 3rd Annual Report of the State Observatory on Violence against Women, approved at meetings of 9 June and 13 July 2010.
- 4th Annual Report of the State Observatory on Violence against Women, was approved on 08 November 2011.
- 5th Annual Report of the State Observatory on Violence against Women, approved on 05 July 2013.
- The 6th Annual Report of the Observatory, adopted on 17 December 2013.
- The 7th Annual Report of the Observatory, adopted on 19 November 2014.
- The 8th Annual Report of the Observatory, adopted on 3 June 2016.
- The 9th Annual Report of the Observatory, adopted on 31 May 2017.
- The 10th Annual Report of the Observatory, adopted on 15 December 2017.
- The 11th Annual Report of the Observatory, adopted on 21 March 2019.
- The 12th Annual Report of the Observatory, adopted on 19 May 2021.

This Statistical Yearbook on Gender-Based Violence 2018 consists of 15 chapters.

The methodological notes list, for each of these chapters of the Statistical Yearbook, the sources of information used referring to 31 December 2018. We thank all of them for their effort and collaboration.

The following changes can be observed in 2018 compared to the previous yearbook:

- The former *Chapter 15* is excluded as it is a biennial statistic: *Regional Resources on Gender Violence*.
- The former *Chapter 16* is excluded: *Other Forms of Violence Against Women*.
- A new *Chapter 15* is included in its place: *Sexual Violence Against Women*.

Other developments worth noting include:

- The information in some chapters (4, 7, 10, 11, 12, 13) has been revised and reorganised in order to homogenise the content and format of tables and graphs.

In addition, in the annexes, the tables with information on several years are expanded to present data for all years of the reference period.

- A table has been added (T.6.2) with a breakdown by Autonomous Community and province which was not previously provided in Chapter 6.
- Chapter 14 includes for the first time information on final judgements handed down in the reference year that correspond to cases that were entered in the Register in that year or in previous years (4 new tables T.14.13 to T.14.16).

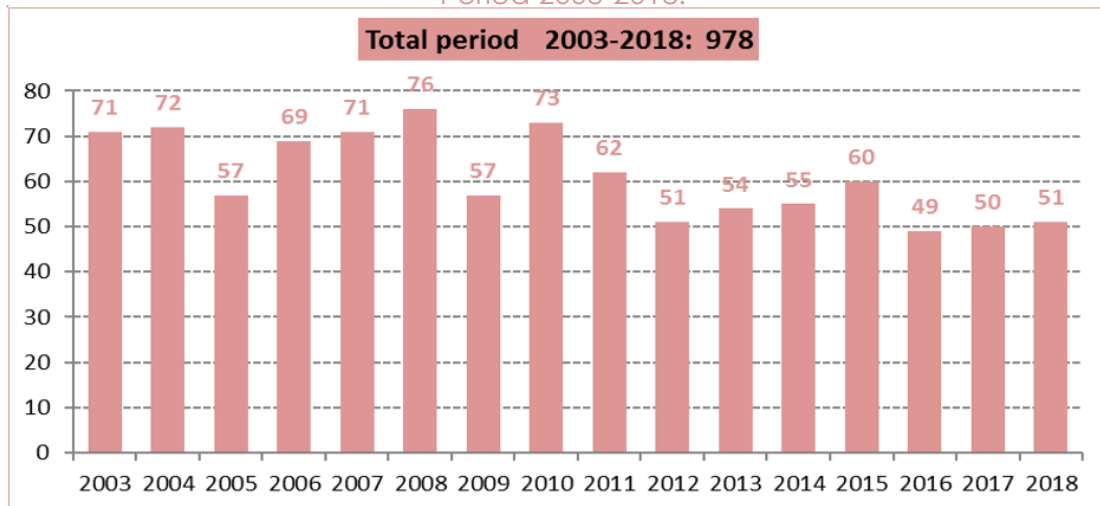
SUMMARY OF THE REPORT

1. Gender-Based Violence Fatalities (from 1 January 2003 to 31 December 2018)

Source: Delegación del Gobierno para la Violencia de Género (Secretaría de Estado de Igualdad. Ministry of the Presidency, Relations with Parliament and Equality).

The number of female fatalities during 2018 was 51 and the total number of female fatalities from 2003 to 2018 was 978.

Figure 1.1. Women Fatal Victims of Gender-Based Violence.
Period 2003-2018.



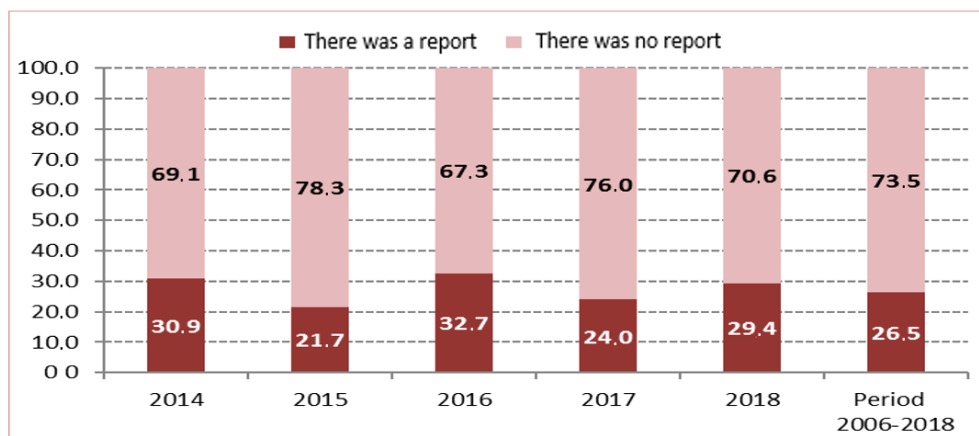
Source: Government Office for Gender-based Violence: Ministry of the Presidency, Relations with Parliament and Equality.

In 2018, two out of three women (66.7%) were living with their killer.

Of the 51 female fatalities in 2018, 29.4% (15) had reported their attacker. Thirteen of these women were granted restraining orders, which were still in force in six of the cases at the time of the murder.

Figure 1.2. Percentage distribution of female fatalities due to gender-based violence according to filing a report against the aggressor.

Period 2003-2018.



Source: Government Office for Gender-based Violence: Ministry of the Presidency, Relations with Parliament and Equality.

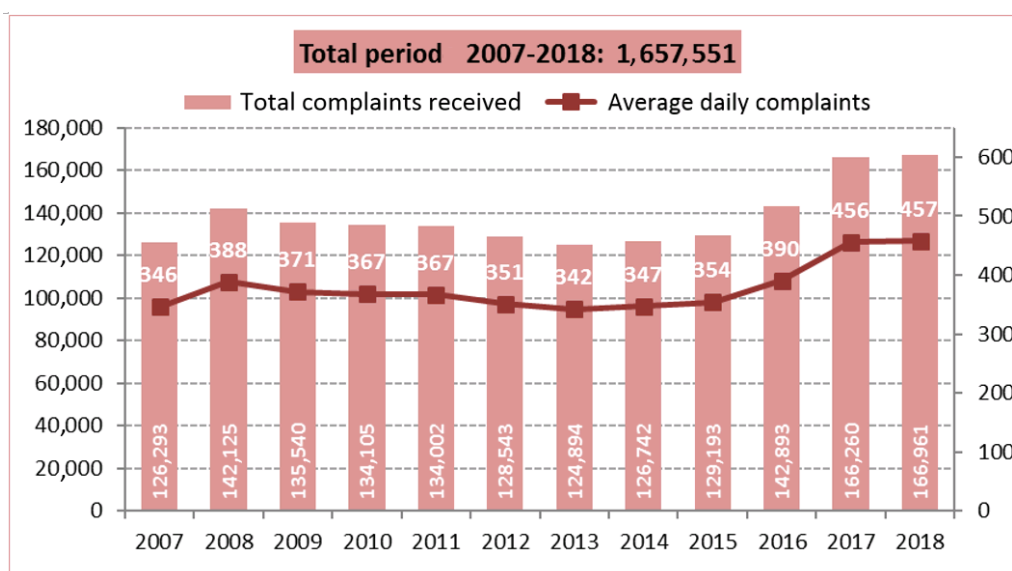
With regard to legal proceedings brought before the courts prior to the murder of the women, it is worth noting that of the 778 female fatalities recorded since information on institutional guardianship became available (1 January 2006 to 31 December 2018), only 206 cases (26.5%) had been reported for gender-based violence.

2. Reports of Gender-Based Violence (from 1 January 2007 to 31 December 2018)

Source: General Council of the Judiciary.

During 2018, a total of 166,961 complaints of gender-based violence reached the courts, which implies a monthly average of 13,913 complaints and a daily average of 457 complaints. This represents an increase of 0.4% in the number of gender-based violence complaints compared to the previous year's figure.

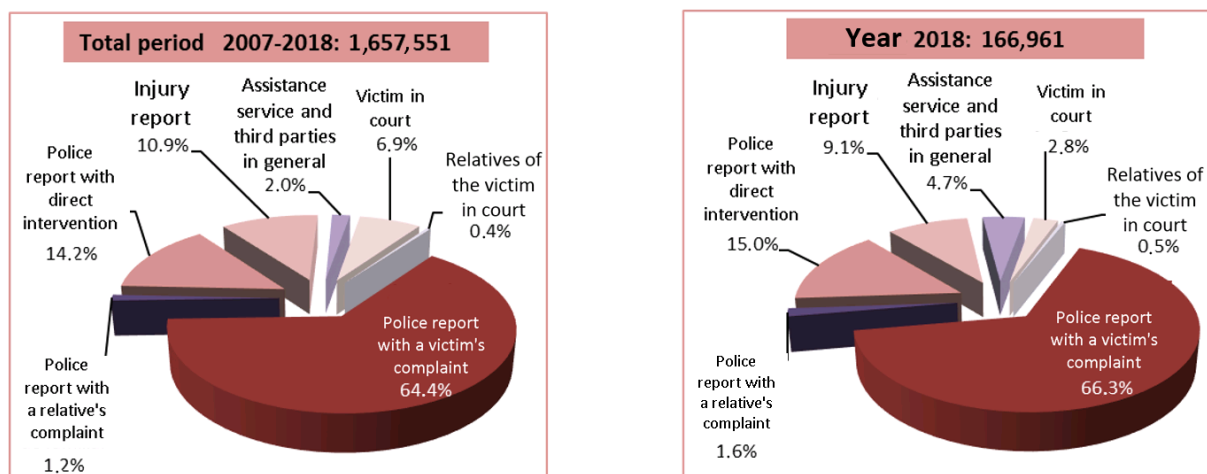
Figure 2.1. Complaints of Gender-Based Violence. Number of complaints and daily average.
Period 2007-2018.



Source: Prepared by the authors based on data provided by the General Council of the Judiciary.

According to their origin, of the 1,657,551 complaints filed from 2007 to 2018, 1,181,672 were filed directly by the victims of gender-based violence in court or by the police, 234,796 came from police reports by direct intervention, 180,571 were derived from injury reports, 26,946 were filed by family members of the victim and 33,566 by assistance services and third parties in general.

Figure 2.2. Complaints Filed for Gender Violence According to Their Origin.
Year 2018 and total for the period 2007-2018.



Source: Prepared by the authors based on data provided by the General Council of the Judiciary.

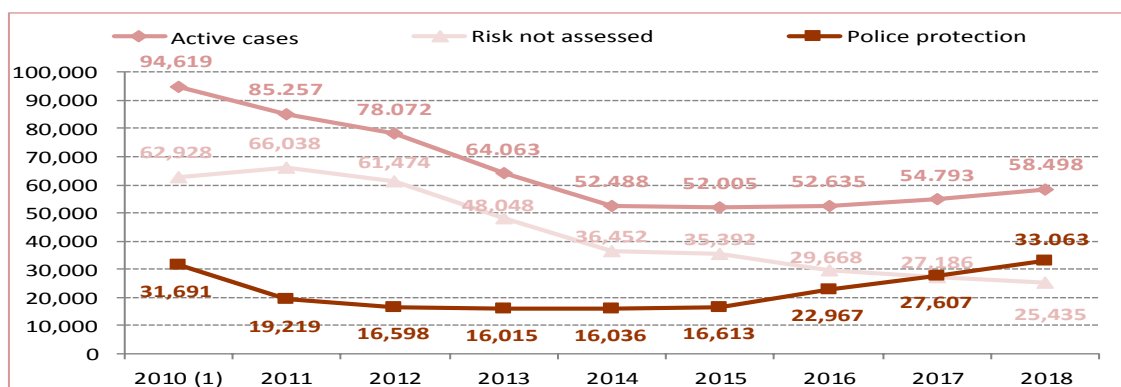
3. Women Victims of Gender-Based Violence in Police Care (from 1 January 2010 to 31 December 2018)

Source: State Secretariat for Security (Ministry of the Interior).

In the period 2010-2018, the number of cases of women receiving police attention decreased every year until 2016, when there was a slight upturn, which was accentuated in 2017 and 2018. However, there is a big difference in the evolution of cases with no perceived risk and those requiring police protection: while the former have been decreasing since 2011, the latter have been steadily increasing since 2013.

As of 31 December 2018, 58,498 women were receiving police attention (active cases) by the State Security Forces and Bodies as victims of gender-based violence. In 25,435 of these cases, the last assessment was that of unassessed risk. However, in 33,063 cases the women were found to be victims at risk and therefore also had police protection.

Figure 3.1. Active Cases of the ViOGen System, by Assessed Risk.
Data as at 31 December 2010 to 2018.



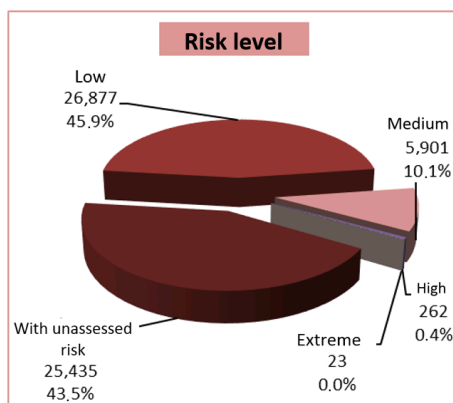
1. Between 2010 and 2011, there was a methodological change, therefore the data for 2010 is not completely comparable with that of later years.

Source: Prepared by the authors based on data provided by the Secretariat of State for Security (Ministry of the Interior).

In more than half of the cases assessed in Viogen, the woman was at risk of suffering gender-based violence again. If the data is related to the population of women aged 14 and over residing in Spain, for every million there were 2,021.8 victims with this risk and, consequently, they had police protection measures.

Figure 3.2. Percentage distribution of active cases of the Viogén System according to assessed risk and risk level.

Data as of 31 December 2018.



Source: Prepared by the authors based on data provided by the Secretariat of State for Security (Ministry of the Interior).

It must be taken into account that the statistical analysis has excluded the cases from Catalonia and the Basque Country because the data from their respective autonomous police is not contained in them.

4. Court data on gender-based violence (data as of 31 December 2018)

Source: Ministry of Justice.

In 2018, the number of specialised Courts with jurisdiction in violence against women remained unchanged:

Specialised courts: As of 31 December 2018, there were 461 Courts with jurisdiction over violence against women, of which 106 were exclusive Courts of Violence against Women and 355 were compatible courts.

Criminal Courts and Sections of the Provincial Courts: Likewise, as of 31 December 2018, there were 32 specialised Criminal Courts and 70 Sections of the Provincial Courts that exclusively assumed the knowledge of matters of violence against women in the terms established in article 1 of the Comprehensive Law.

Free legal assistance: During 2018, 9.54 million euros were invested in Free Justice for the Gender-based Violence Service.

Comprehensive Forensic Assessment Units: In 2018, for the territory managed by the Ministry of Justice, there were 24 psychosocial teams in operation made up of psychologists, social workers and forensic doctors who deal with gender-based violence issues.

Victim assistance offices: One of the main functions of victim assistance offices is to assist victims of gender-based violence. Through an action protocol, it is intended to evaluate and treat the victims with the highest risk. In 2018, 14,531 victims were treated at the Victim Assistance Offices with protection orders, who received psychological assistance through 18,101 sessions.

5. 016 - Telephone service for information and legal advice on gender-based violence (from 3 September 2007 to 31 December 2018)

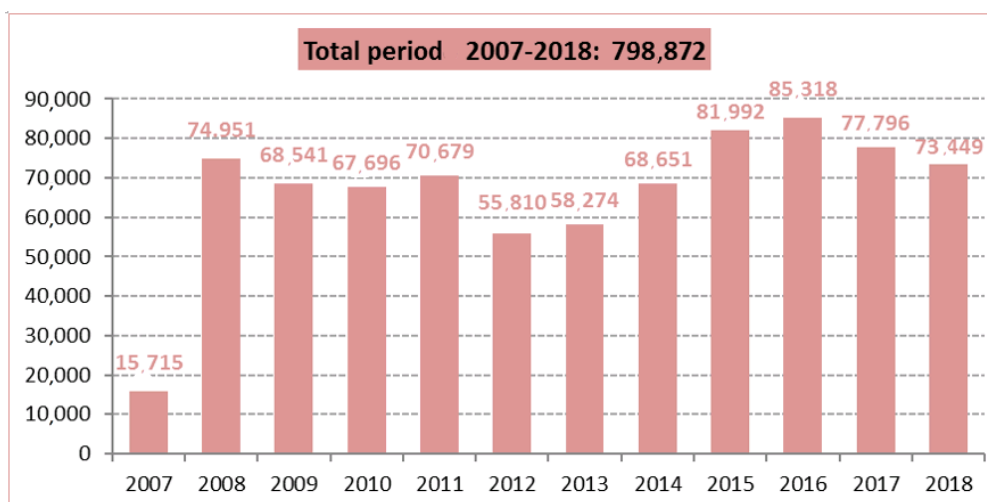
Source: Delegación del Gobierno para la Violencia de Género (Secretaría de Estado de Igualdad. Ministry of the Presidency, Relations with Parliament and Equality.

In 2018, 73,449 calls due to gender-based violence were answered in the information and legal advice telephone service on gender-based violence (telephone 016). This figure represents a decrease of 5.6%, compared to the number of calls answered in 2017 (77,796).

Since 2012, a growing trend has been observed in the number of calls, reaching the highest figure in 2016 (85,318) falling since then.

The number of calls for gender-based violence answered in 016 from 3 September 2007 to 31 December 2018 was 798,872.

Figure 5.1. Calls answered in 016 for gender-based violence.
Period 2007-2018.

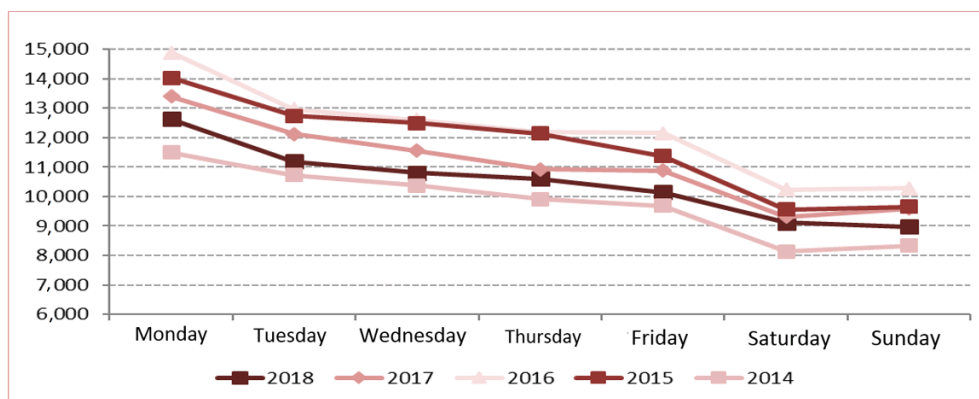


Source: Government Office for Gender-based Violence: Ministry of the Presidency, Relations with Parliament and Equality.

Since the start-up of this service, the proportion of calls made by users with respect to the total calls to 016 has been 72.3%, that of relatives and close friends, 22.3%, and those of professionals, 5.4%.

In the last five years, a trend has been observed in the number of calls answered by day of the week: calls decrease from Monday, which is the day with the most calls, until the weekend, where the lowest number is registered.

Figure 5.2. Calls answered at 016 for gender-based violence, by day of the week. Last five years.



Source: Government Office for Gender-based Violence: Ministry of the Presidency, Relations with Parliament and Equality.

6. ANAR Telephone Line (help to children and adolescents at risk). Calls about gender-based violence (from 1 January to 31 December 2018)

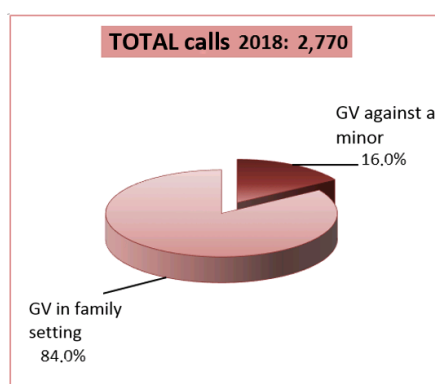
Source: ANAR Foundation.

Since January 2010, information has been available on calls to the “*Child and Adolescent Telephone*” to respond to the problems and needs of girls, boys and adolescents at risk, and to the “*Adult and Family Line*” addressed to adults who demand guidance to help minors in their environment. This service provides guidance and support in the psychological, social and legal areas.

In 2018, 2,770 calls on gender-based violence were answered. Of them:

- 443 calls referred to situations of gender-based violence in which the direct victim is a female minor.
- 2,327 calls raised situations of minors who are within the family environment of female victims of gender-based violence.

Figure 6.1. Percentage distribution of calls for gender-based violence answered on the ANAR Telephone Line according to the type of violence. Year 2018



Source: Prepared by the authors based on data provided by the Telephone Assistance Service for Children and Adolescents (ANAR Foundation).

The average age of minors affected by situations of gender-based violence was 15.7 years, while in the case of minors who are in violent environments it was 10.0 years.

Regarding the aggressors identified in the calls referring to minors living in an environment of gender-based violence, 88.4% correspond to the father of the minors and 10.8% to the partner of the mother.

7. Users of the telephone assistance and protection service for victims of gender-based violence (ATENPRO) (data as of 3 September 2007 to 31 December 2018)

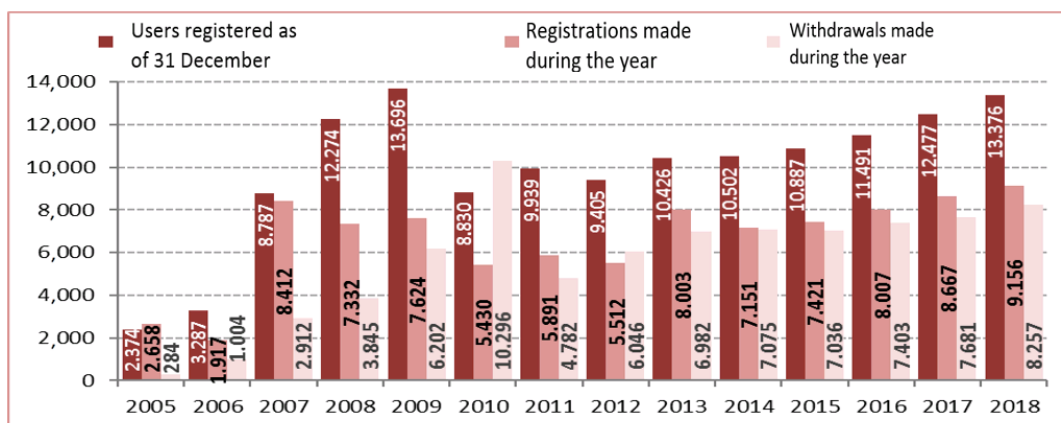
Source: Delegación del Gobierno para la Violencia de Género (Secretaría de Estado de Igualdad. Ministry of the Presidency, Relations with Parliament and Equality).

Since the start of this service and until the end of 2018, it had been used by a total of 93,181 women.

The number of users registered in this service experienced a constant increase from 2005 to 2009, but in December 2010 and due to a rationalisation of the service by which telephone services that had not been used for months and others which it had not been possible to make contact, the number of registered users decreased by 35.5% compared to the previous year. Since that year, the number of users has grown again, although the 2009 maximum figure of 13,696 has not been reached.

As of 31 December 2018, the number of women who were using the telephone service for assistance and protection for victims of gender-based violence amounted to 13,376, 7.2% more than the figure registered at the end of 2017 (12,477).

Figure 7.1. Active users and registrations and withdrawals in the ATENPRO service. Data as at 31 December 2005 to 2018.



Source: Government Office for Gender-based Violence: Ministry of the Presidency, Relations with Parliament and Equality.

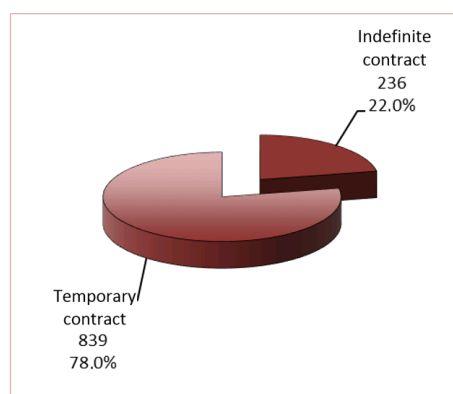
8. Subsidised contracts for female victims of violence (1 January 2003 to 31 December 2018) and substitution contracts for female victims of gender-based violence (1 January 2005 to 31 December 2018)

Source: Public State Employment Service (Ministry of Labour, Migration and Social Security).

From 1 January 2003 to 31 December 2018, a total of 8,558 subsidised contracts have been registered for female victims of violence, of which 1,075 were formalised in 2018. Of these, 236 were indefinite and 839 were temporary.

Figure 8.1. Percentage distribution of subsidised contracts for female victims of violence according to the type of contract.

Year 2018



Source: Prepared by the authors based on data provided by the State Public Employment Service (Ministry of Labour, Migration and Social Security).

From 1 January 2005 to 31 December 2018, the total number of substitution contracts for female workers who are victims of gender-based violence has been 2,804, of which 313 correspond to this last year.

9. Female victims of violence who receive the Active Insertion Income (RAI) (from 1 January 2006 to 31 December 2018) and female victims of gender-based violence who receive assistance to change their place of residence (dated 1 January 2005 to 31 December 2018)

Source: Public State Employment Service (Ministry of Labour, Migration and Social Security).

In 2018, there were a total of 29,802 workers who were victims of violence who received the Active Insertion Income, 5.1% less than the recipients under this concept in 2017.

Table 9.1. Female victims of violence receiving RAI. Absolute values and monthly average.

Period 2006-2018.

Year	No. of receivers	Year-on-year variation (%)	Average monthly receivers	Year-on-year variation (%)
2018	29,802	-5.1	17,815.7	-6.4
2017	31,398	-6.5	19,039.1	-6.3
2016	33,565	-3.3	20,309.0	-6.7
2015	34,695	0.4	21,763.1	-2.9
2014	34,550	6.0	22,415.7	5.6
2013	32,596	8.4	21,230.3	13.5
2012	30,065	3.4	18,710.7	5.0
2011	29,065	13.9	17,819.7	12.5
2010	25,512	15.9	15,839.9	17.7
2009	22,010	30.4	13,461.3	42.5
2008	12,883	27.0	9,444.8	24.2
2007	13,291	21.7	7,601.8	34.0
2006	10,924	-	5,673.3	-
TOTAL 2006-2018	314,554	-	-	-

Source: Prepared by the authors based on data provided by the State Public Employment Service (Ministry of Labour, Migration and Social Security).

Regarding assistance for change of address, during the period between January 2005 and December 2018, a total of 33,123 female victims of gender-based violence received this assistance.

10. Women receiving the financial aid provided for in article 27 of the comprehensive law (From 1 January 2006 to 31 December 2018)

Source: Delegación del Gobierno para la Violencia de Género (Secretaría de Estado de Igualdad. Ministry of the Presidency, Relations with Parliament and Equality).

Between 1 January 2006 and 31 December 2018, a total of 6,221 financial aids were granted to female victims of gender-based violence under article 27 of the Comprehensive Law, of which 817 corresponded to the year 2018.

Table 10.1. Receivers of the financial aid provided for in art. 27 of the Comprehensive Law.
Period 2006-2018.

Year	No. of receivers	Year-on-year variation (%)
2018	817	6.8
2017	765	5.7
2016	724	6.6
2015	679	12.0
2014	606	25.5
2013	483	4.3
2012	463	7.7
2011	430	22.9
2010	350	-2.8
2009	360	26.8
2008	284	42.7
2007	199	226.2
2006	61	-
TOTAL 2006-2018	6,221	-

Source: Government Office for Gender-based Violence: Ministry of the Presidency, Relations with Parliament and Equality.

11. Concessions of temporary residence and work authorisation due to exceptional circumstances to foreign female victims of gender-based violence (From 1 January 2005 to 31 December 2018)

Source: Immigration Service (Ministry of Labour, Migration and Social Security).

From 1 January 2005 to December 2010, a total of 2,519 foreign female victims of domestic and gender-based violence have obtained temporary residence and work permits. From 1 January 2011 to December 2018, 8,885 temporary residence and work authorisations have been granted due to exceptional circumstances due to gender-based violence (to women and their children). Of them, 823 correspond to 2018.

Table 11.1. Temporary residence and work authorisations granted for exceptional circumstances due to gender-based or domestic violence, by type of violence.¹
Period 2005-2018.

Year	Gender-based violence	Year-on-year variation (%)	Domestic and gender-based violence	Year-on-year variation (%)
2018	823	21.9	-	-
2017	675	-25.8	-	-
2016	910	-25.0	-	-
2015	1,214	-8.6	-	-
2014	1,328	-1.3	-	-
2013	1,346	-27.8	-	-
2012	1,865	157.6	-	-
2011	724	-	-	-
2010	-	-	1,038	67.1
2009	-	-	621	44.8
2008	-	-	429	46.9
2007	-	-	292	113.1
2006	-	-	137	6750.0
2005	-	-	2	-
TOTAL 2005-2018	8,885	-	2,519	-

1. Those granted to women who are victims of domestic and gender-based violence (and their minor or disabled children since 2011) are indicated by type of violence and year of resolution of the request.

Source: Prepared by the authors based on data provided by the Immigration Service (Ministry of Labour, Migration and Social Security).

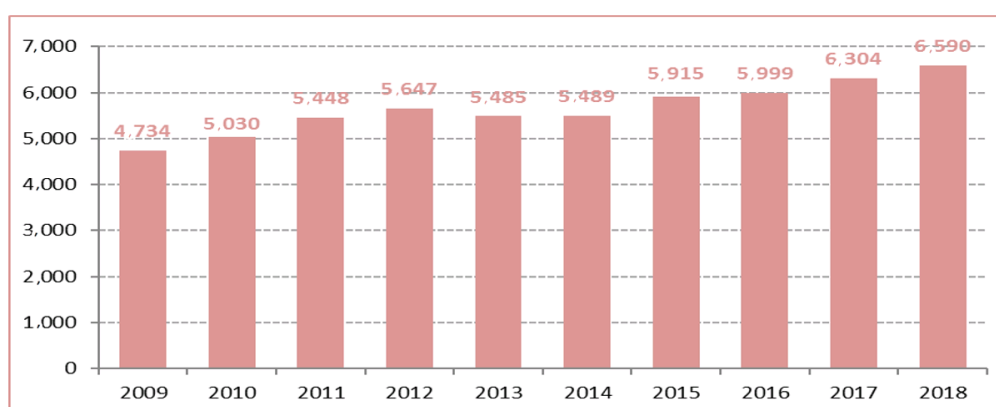
12. Inmates in prisons with crimes of gender-based violence (From 1 January 2005 to 31 December 2018)

Source: General Secretariat of Penitentiary Institutions (Ministry of the Interior).

As of 31 December 2018, the total number of male inmates serving sentences in prisons with crimes of gender-based violence was 6,590¹. And the rate of inmates with this type of crime was 353.7 per million men aged 18 and over.

Figure 12.1. Inmates convicted of crimes for gender-based violence who are serving sentences in prisons.

Data as at 31 December 2009 to 2018.



Source: Prepared by the authors based on data provided by the General Secretariat of Penitentiary (Ministry of the Interior).

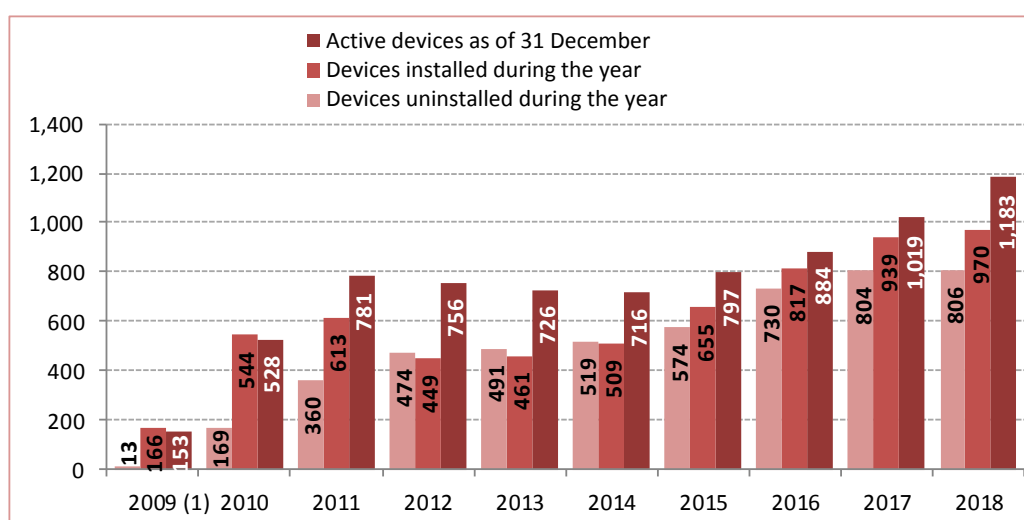
1. The figures of inmates do not include the penitentiary centres of Catalonia.

13. Monitoring system by telematic means of the measures of withdrawal in the field of gender-based violence (from 24 July 2009 to 31 December 2018)

Source: Delegación del Gobierno para la Violencia de Género (Secretaría de Estado de Igualdad. Ministry of the Presidency, Relations with Parliament and Equality).

Since the implementation of the monitoring system by telematic means of the measures of withdrawal in the field of gender-based violence, on 24 July 2009, and until 31 December 2018, a total of 6,123 couples of electronics devices. Of these, 4,940 had been uninstalled at the end of 2018, so the number of active device pairs as of 31 December 2018 was 1,183.

Figure 13.1. Active devices as of 31 December and annual installations and uninstallations.
Period 2009-2018.



1. Data for 2009 is from 24 July to 31 December.

Source: Government Office for Gender-based Violence: Ministry of the Presidency, Relations with Parliament and Equality.

14. Statistics on Domestic Violence and Gender-based Violence. (From 1 January 2011 to 31 December 2018)

Source: National Institute of Statistics (NIS).

The Statistics of Domestic Violence and Gender-based Violence offers information on victims and suspects with precautionary measures or protection orders issued that have been registered in the referenced year in the Central Registry for the protection of victims of domestic and gender-based violence the ownership of which corresponds to the Ministry of Justice and, furthermore, on final sentences handed down, persons acquitted and convicted, and their offences charged, penalties and measures handed down. It does not include the total number of complaints filed, but rather those that have led to their registration in the Registry as a result of the precautionary measures issued.

In 2018, 31,286 victims of gender-based violence were registered with a protection order or precautionary measures, which represented an increase of 7.9% compared to the previous year.

Table 14.1. Victims and suspects of gender violence with a protection order or precautionary measures issued in the reference year.

Period 2011-2018.

Year	Victims (women)	Year-on-year variation (%)	Suspects (men)	Year-on-year variation (%)
2018	31,286	7.9	31,250	7.8
2017	29,008	2.6	28,987	2.8
2016	28,281	2.4	28,201	2.3
2015	27,624	2.0	27,562	2.1
2014	27,087	-0.1	26,987	-0.1
2013	27,122	-6.9	27,017	-7.0
2012	29,146	-9.6	29,048	-9.6
2011	32,242	-	32,142	-
TOTAL 2011-2018	231,796	-	231,194	-

Source: Prepared by the authors based on data provided by the Statistics of Domestic Violence and Gender-based Violence of the National Institute of Statistics.

By age, more than half of the victims of gender-based violence in 2018 (58.9%) were between 20 and 39 years old.

15. Sexual violence against women (year 2018)

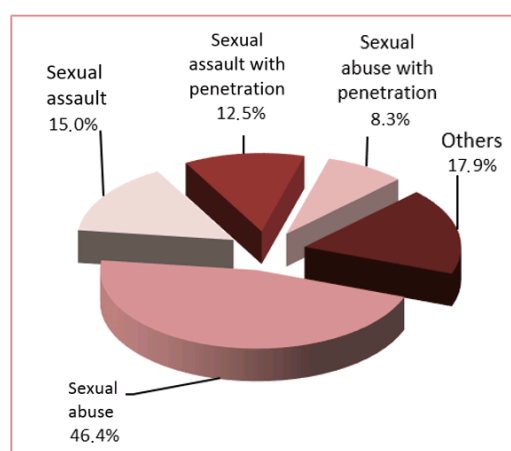
Source: State Secretariat for Security (Ministry of the Interior).

The chapter *Sexual violence against women* is included in the 2018 report instead of the chapter *Other forms of violence against women* in the year 2017. It is created using the publication of the *Report on Crimes against Sexual Freedom and Indemnity in Spain 2018* published by the Secretariat of State of Security of the Ministry of the Interior.

In 2018, 85.4% of victimisations for crimes against sexual freedom and indemnity were committed against women. The most frequent crime (46.4%) was sexual abuse.

Figure 15.1. Percentage distribution of victimisations of women for crimes against sexual freedom and indemnity according to the type of act.

Year 2018



Source: Prepared by the authors based on data in the Report on Crimes against Sexual Freedom and Indemnity in Spain 2018 from the Ministry of the Interior.