

**XV ANNUAL REPORT OF THE
STATE OBSERVATORY FOR
VIOLENCE AGAINST WOMEN**

EXECUTIVE OVERVIEW

TABLE OF CONTENTS

SUMMARY OF THE REPORT	1
1. Gender-Based Violence Fatalities (from 1 January 2003 to 31 December 2021)	1
2. Reports of Gender-Based Violence (from 1 January 2007 to 31 December 2021)	2
3. Women Victims of Gender-Based Violence in Police Care (from 1 January 2010 to 31 December 2021)	3
4. Court data on gender-based violence (data as of 31 December 2021)	4
5. 016 - Telephone service for information and legal advice on gender-based violence (from 3 September 2007 to 31 December 2021)	5
6. ANAR Telephone Line (help to children and adolescents at risk). Calls about gender-based violence (from 1 January to 31 December 2021)	6
7. Users of the telephone service of care and protection for victims of gender-based violence (ATENPRO) (data as of 31 of December 2005 to 2021)	7
8. Subsidised contracts for female victims of violence (1 January 2003 to 31 December 2021) and substitution contracts for female victims of gender-based violence (1 January 2005 to 31 December 2021)	8
9. Female victims of violence who receive the Active Insertion Income (RAI) (from 1 January 2006 to 31 December 2021) and female victims of gender-based violence who receive assistance to change their place of residence (dated 1 January 2005 to 31 December 2021)	8
10. Women receiving the financial aid provided for in article 27 of the comprehensive law (From 1 January 2006 to 31 December 2021)	9
11. Concessions of temporary residence and work authorisation due to exceptional circumstances to foreign female victims of gender-based violence (From 1 January 2005 to 31 December 2021)	10
12. Inmates in prisons with crimes of gender-based violence (From 1 January 2005 to 31 December 2021)	10
13. Monitoring system by telematic means of the measures of withdrawal in the field of gender-based violence (from 24 July 2009 to 31 December 2021)	11
14. Statistics on Domestic Violence and Gender-based Violence. (From 1 January 2011 to 31 December 2021)	12
15. Sexual violence against women (year 2021)	12

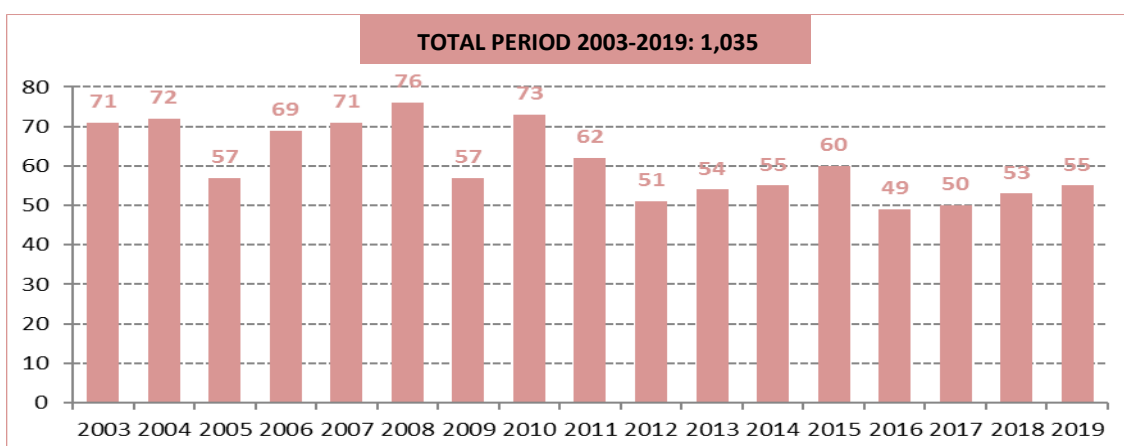
SUMMARY OF THE REPORT

1. Gender-Based Violence Fatalities (from 1 January 2003 to 31 December 2021)

Source: Delegación del Gobierno para la Violencia de Género (Secretaría de Estado de Igualdad. Ministry of the Presidency, Relations with Parliament and Equality.

The number of female fatalities during 2021 was 55 and the total number of female fatalities from 2003 to 2021 was 1,035.

Figure 1.1. Women Fatal Victims of Gender-Based Violence.
Period 2003-2021.

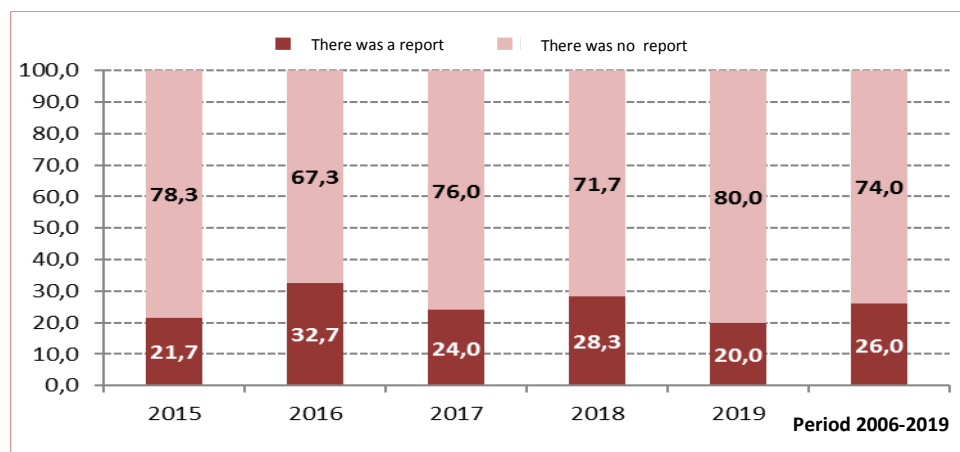


Source: Government Office for Gender-based Violence: Ministry of the Presidency, Relations with Parliament and Equality.

In 2021, two out of three women (66.1%) were living with their killer.

Of the 55 female fatalities in 2021, 20.0% (11) had reported their attacker. Seven of these women were granted restraining orders, which were still in force in four of the cases at the time of the murder.

Figure 1.2. Percentage distribution of female fatalities due to gender-based violence according to filing a report against the aggressor.
Period 2003-2021.



Source: Government Office for Gender-based Violence: Ministry of the Presidency, Relations with Parliament and Equality.

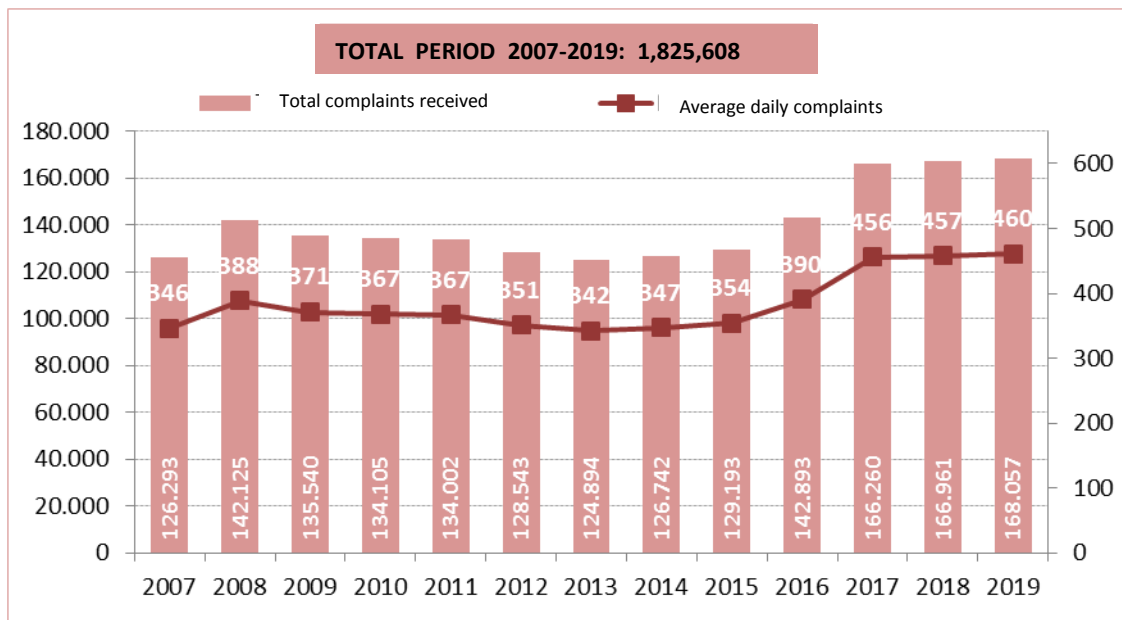
With regard to legal proceedings brought before the courts prior to the murder of the women, it is worth noting that of the 835 female fatalities recorded since information on institutional guardianship became available (1 January 2006 to 31 December 2021), only 217 cases (26.0%) had been reported for gender-based violence.

2. Reports of Gender-Based Violence (from 1 January 2007 to 31 December 2021)

Source: General Council of the Judiciary.

During 2021, a total of 168,057 complaints of gender-based violence reached the courts, which implies a monthly average of 14,005 complaints and a daily average of 460 complaints. This represents an increase of 0.7% in the number of gender-based violence complaints compared to the previous year's figure.

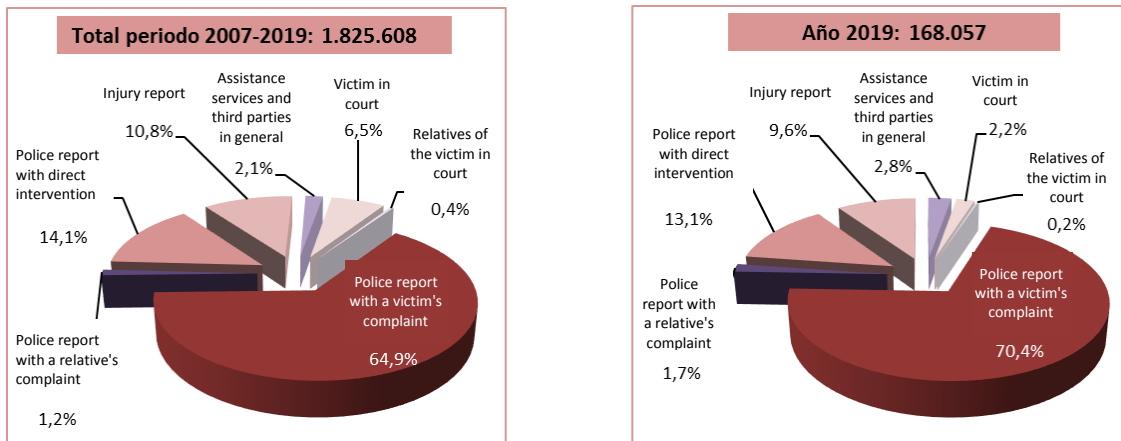
Figure 2.1. Complaints of Gender-Based Violence. Number of complaints and daily average.
Period 2007-2021.



Source: Prepared by the authors based on data provided by the General Council of the Judiciary.

According to their origin, of the 1,825,608 reports filed from 2007 to 2021, 1,303,587 were filed directly by victims of gender-based violence in court or by the police, 256,855 came from police reports by direct intervention, 196,679 were derived from injury reports, 38,266 were filed by assistance services and third parties in general and 30,221 were filed by family members of the victim.

Figure 2.2. Complaints Filed for Gender Violence According to Their Origin.
Year 2021 and total for the period 2007-2021.



Source: Prepared by the authors based on data provided by the General Council of the Judiciary.

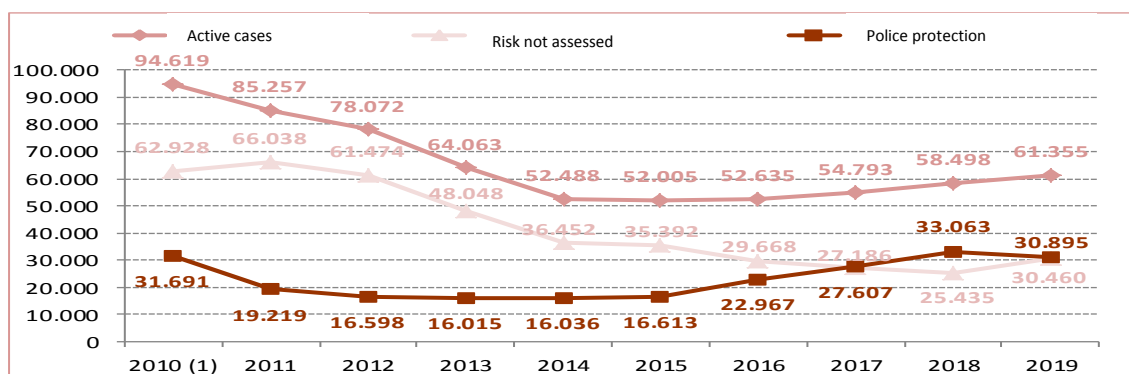
3. Women Victims of Gender-Based Violence in Police Care (from 1 January 2010 to 31 December 2021)

Source: State Secretariat for Security (Ministry of the Interior).

In the period 2010-2021, the number of cases of women with police attention decreases every year until 2016, when there is a slight upturn, which is accentuated in the following years. However, there is a big difference in the evolution of cases with no perceived risk and those requiring police protection: while the former decreased from 2011 to 2020, the latter increased steadily from 2013 to 2018. In 2021, however, the trends are reversed and the difference between the number of cases of both types is small.

As of 31 December 2021, 61,355 women were receiving police attention (active cases) by the State Security Forces and Corps as victims of gender-based violence. In 30,460 of these cases, the last assessment was that of unassessed risk. However, in 30,895 cases the women were found to be victims at risk and therefore also had police protection.

Figure 3.1. Active Cases of the ViOGen System, by Assessed Risk.
Data as at 31 December 2010 to 2021.



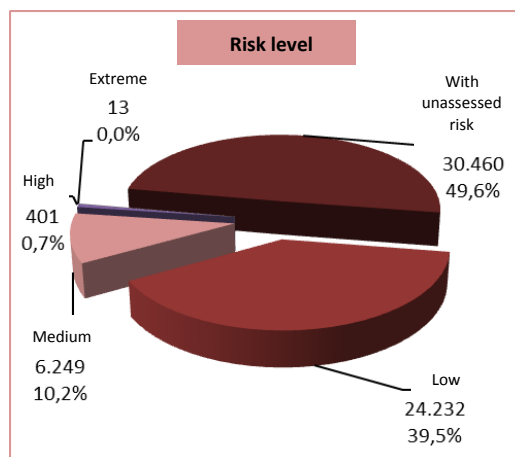
1. Between 2010 and 2011, there was a methodological change, therefore the data for 2010 is not completely comparable with that of later years.

Source: Prepared by the authors based on data provided by the Secretariat of State for Security (Ministry of the Interior).

In more than half of the cases assessed in Viogen, the woman was at risk of suffering gender-based violence again. If we relate the data to the population of women aged 14 years and over resident in Spain, for every 1 million women, there were 1,872.3 women aged 14 years and over with this risk and, consequently, with police protection measures.

Figure 3.2. Percentage distribution of active cases of the Viogén System according to assessed risk and risk level.

Data as of 31 December 2021.



Source: Prepared by the authors based on data provided by the Secretariat of State for Security (Ministry of the Interior).

It must be taken into account that the statistical analysis has excluded the cases from Catalonia and the Basque Country because the data from their respective autonomous police is not contained in them.

4. Court data on gender-based violence (data as of 31 December 2021)

Source: Ministry of Justice.

In 2021, the number of specialised courts with jurisdiction over violence against women was as follows:

Specialised courts: As of 31 December 2021, there were 459 Courts with jurisdiction over violence against women, of which 106 were exclusive Courts of Violence against Women and 353 were compatible courts.

Criminal Courts and Sections of the Provincial Courts: Likewise, as of 31 December 2021, there were 32 specialised Criminal Courts and 70 Sections of the Provincial Courts that exclusively assumed the knowledge of matters of violence against women in the terms established in article 1 of the Comprehensive Law.

Free legal assistance: During 2021, 10.6 million euros were invested in Free Justice for the Gender-based Violence Service.

Comprehensive Forensic Assessment Units: In 2021, for the territory managed by the Ministry of Justice, there were 24 psychosocial teams in operation made up of psychologists, social workers and forensic doctors who deal with gender-based violence issues.

Victim assistance offices: One of the main functions of victim assistance offices is to assist victims of gender-based violence. Through an action protocol, it is intended to evaluate and treat the victims with the highest risk. In 2021, 13,482 victims were treated

at the Victim Assistance Offices with protection orders, who received psychological assistance through 19,044 sessions.

5. 016 - Telephone service for information and legal advice on gender-based violence (from 3 September 2007 to 31 December 2021)

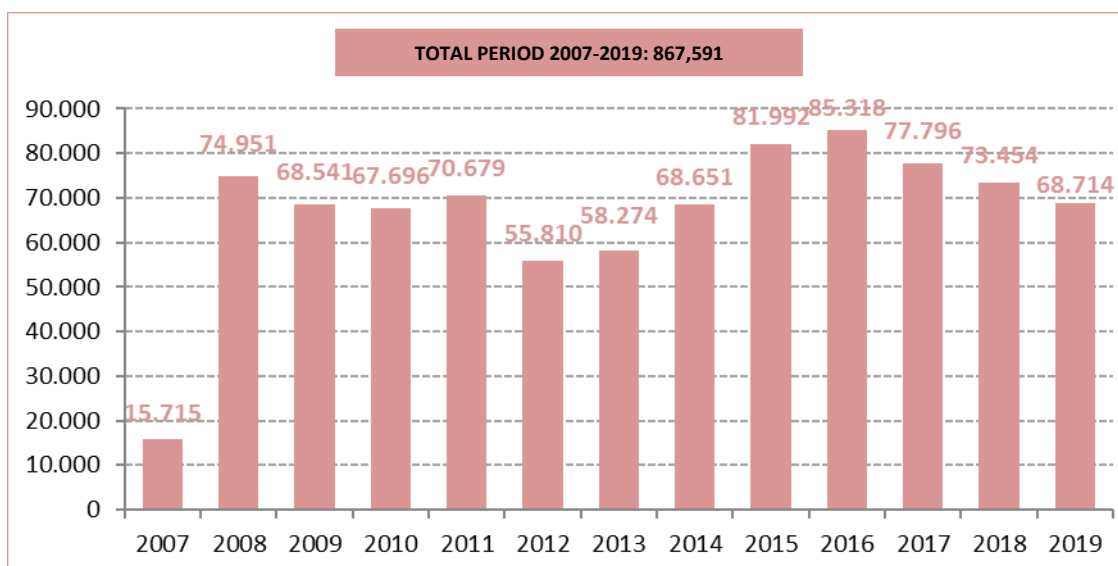
Source: Delegación del Gobierno para la Violencia de Género (Secretaría de Estado de Igualdad. Ministry of the Presidency, Relations with Parliament and Equality).

In 2021, 68,714 calls due to gender-based violence were answered in the information and legal advice telephone service on gender-based violence (telephone 016). This figure represents a decrease of 6.5%, compared to the number of calls answered in 2020 (73,454).

Since 2012, a growing trend has been observed in the number of calls, reaching the highest figure in 2016 (85,318) falling since then.

The number of calls for gender-based violence answered in 016 from 3 September 2007 to 31 December 2021 was 867,591.

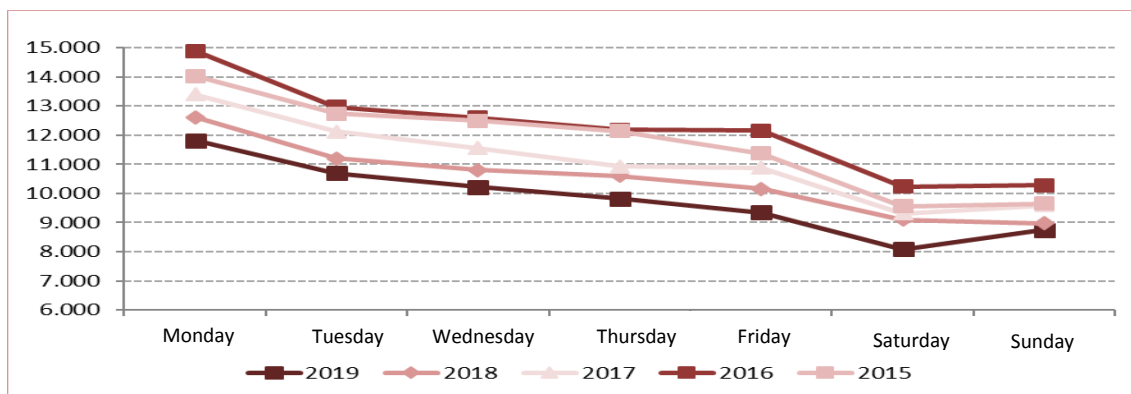
Figure 5.1. Calls answered in 016 for gender-based violence. Period 2007-2021.



Source: Government Office for Gender-based Violence: Ministry of the Presidency, Relations with Parliament and Equality.

In the last five years, a trend has been observed in the number of calls answered by day of the week: calls decrease from Monday, which is the day with the most calls, until the weekend, where the lowest number is registered.

Figure 5.2. Calls answered at 016 for gender-based violence, by day of the week. Last five years.



Source: Government Office for Gender-based Violence: Ministry of the Presidency, Relations with Parliament and Equality.

6. ANAR Telephone Line (help to children and adolescents at risk). Calls about gender-based violence (from 1 January to 31 December 2021)

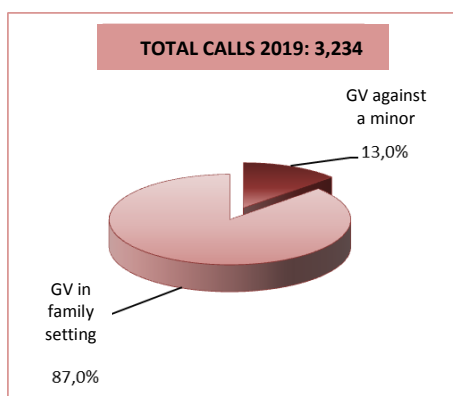
Source: ANAR Foundation.

Since January 2010, information has been available on calls to the “*Child and Adolescent Telephone*” to respond to the problems and needs of girls, boys and adolescents at risk, and to the “*Adult and Family Line*” addressed to adults who demand guidance to help minors in their environment. This service provides guidance and support in the psychological, social and legal areas.

In 2021, 3,234 calls on gender-based violence were answered. Of them:

- 422 calls referred to situations of gender-based violence in which the direct victim is a female minor.
- 2,812 calls raised situations of minors who are within the family environment of female victims of gender-based violence.

Figure 6.1. Percentage distribution of calls for gender-based violence answered on the ANAR Telephone Line according to the type of violence. Year 2021.



Source: Prepared by the authors based on data provided by the Telephone Assistance Service for Children and Adolescents (ANAR Foundation).

The average age of minors affected by situations of gender-based violence was 15.9 years, while in the case of minors who are in violent environments it was 10.1 years.

Regarding the aggressors identified in the calls referring to minors living in an environment of gender-based violence, 90.9% correspond to the father of the minors and 7.7% to the partner of the mother.

7. Users of the telephone service of care and protection for victims of gender-based violence (ATENPRO) (data as of 31 of December 2005 to 2021)

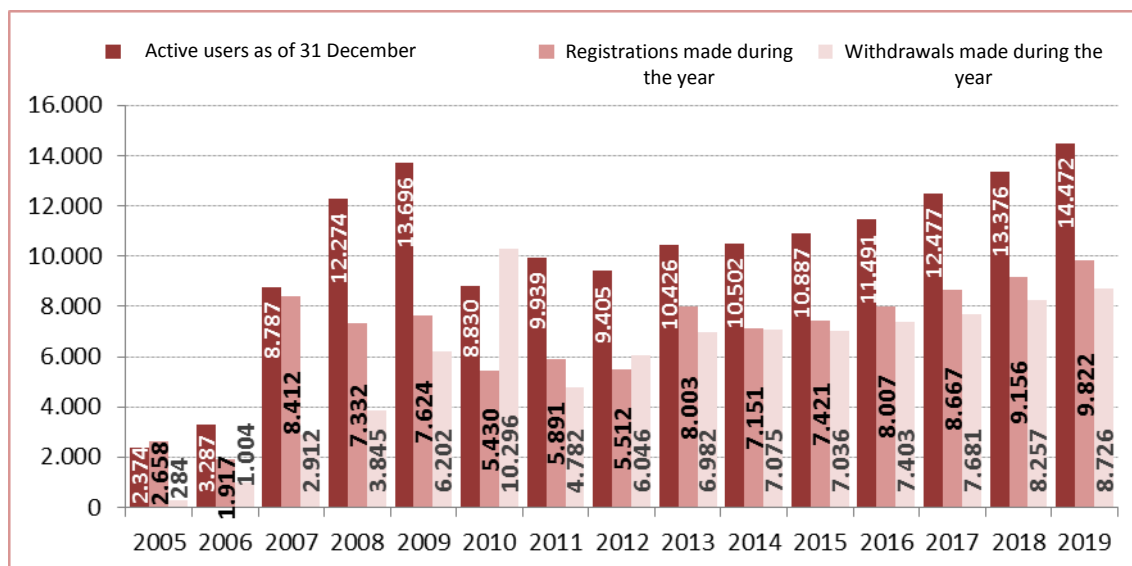
Source: Delegación del Gobierno para la Violencia de Género (Secretaría de Estado de Igualdad. Ministry of the Presidency, Relations with Parliament and Equality).

Since the start of this service and until the end of 2021, it had been used by a total of 103,003 women.

The number of users registered in this service experienced a constant increase from 2005 to 2009, but in December 2010 and due to a rationalisation of the service by which telephone services that had not been used for months and others which it had not been possible to make contact, the number of registered users decreased by 35.5% compared to the previous year. Since that year, the number of users has increased again, and in 2021 the number of users surpassed the peak of 2009.

As of 31 December 2021, the number of women who were using the telephone service for assistance and protection for victims of gender-based violence amounted to 14,472, 8.2% more than the figure registered at the end of 2020 (13,376).

Figure 7.1. Active users and registrations and withdrawals in the ATENPRO service.
Data as at 31 December 2005 to 2021.



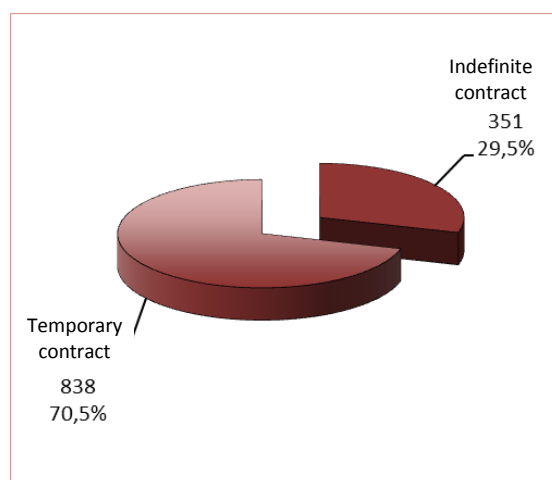
Source: Government Office for Gender-based Violence: Ministry of the Presidency, Relations with Parliament and Equality.

8. Subsidised contracts for female victims of violence (1 January 2003 to 31 December 2021) and substitution contracts for female victims of gender-based violence (1 January 2005 to 31 December 2021)

Source: Public State Employment Service (Ministry of Labour, Migration and Social Security).

From 1 January 2003 to 31 December 2021, a total of 10,079 subsidised contracts for women victims of violence (domestic and gender-based violence) were registered, of which 1,189 were formalised in 2021. Of these, 351 were indefinite and 838 were temporary.

Figure 8.1. Percentage distribution of subsidised contracts for female victims of violence according to the type of contract.
Year 2021.



Source: Prepared by the authors based on data provided by the State Public Employment Service (Ministry of Labour, Migration and Social Security).

From 1 January 2005 to 31 December 2021, the total number of substitution contracts for female workers who are victims of gender-based violence has been 3,142, of which 338 correspond to this last year.

9. Female victims of violence who receive the Active Insertion Income (RAI) (from 1 January 2006 to 31 December 2021) and female victims of gender-based violence who receive assistance to change their place of residence (dated 1 January 2005 to 31 December 2021)

Source: Public State Employment Service (Ministry of Labour, Migration and Social Security).

In 2021, there were a total of 29,396 workers who were victims of violence who received the Active Insertion Income, 1.4% less than the recipients under this concept in 2020.

Table 9.1. Female victims of violence receiving RAI. Absolute values and monthly average.
Period 2006-2021.

YEAR	No. of receivers	Year-on-year variation (%)	Average monthly receivers	Year-on-year variation (%)
2019	29.396	-1,4	18.334,4	2,9
2018	29.802	-5,1	17.815,7	-6,4
2017	31.398	-6,5	19.039,1	-6,3
2016	33.565	-3,3	20.309,0	-6,7
2015	34.695	0,4	21.763,1	-0,1
2014	34.550	6,0	21.785,3	5,6
2013	32.596	8,4	20.630,9	10,3
2012	30.065	3,4	18.710,7	5,0
2011	29.065	13,9	17.819,7	12,5
2010	25.512	15,9	15.839,9	17,7
2009	22.010	30,4	13.461,3	42,5
2008	16.883	27,0	9.444,8	24,2
2007	13.291	21,7	7.601,8	34,0
2006	10.924	-	5.673,3	-
TOTAL 2006-2019	373.752	-	16.145,7	-

Source: Prepared by the authors based on data provided by the State Public Employment Service (Ministry of Labour, Migration and Social Security).

Regarding assistance for change of address, during the period between January 2005 and December 2021, a total of 36,254 female victims of gender-based violence received this assistance.

10. Women receiving the financial aid provided for in article 27 of the comprehensive law (From 1 January 2006 to 31 December 2021)

Source: Delegación del Gobierno para la Violencia de Género (Secretaría de Estado de Igualdad. Ministry of the Presidency, Relations with Parliament and Equality).

Between 1 January 2006 and 31 December 2021, a total of 7,415 financial aids were granted to female victims of gender-based violence under article 27 of the Comprehensive Law, of which 1,156 corresponded to the year 2021.

Table 10.1. Receivers of the financial aid provided for in art. 27 of the Comprehensive Law.
Period 2006-2021.

YEAR	No. of receivers	Year-on-year variation (%)
2019	1.156	40,0
2018	826	5,6
2017	782	7,1
2016	730	6,6
2015	685	13,0
2014	606	25,5
2013	483	4,3
2012	463	7,7
2011	430	22,9
2010	350	-2,8
2009	360	26,8
2008	284	42,7
2007	199	226,2
2006	61	-
TOTAL 2006-2019	7.415	-

Source: Government Office for Gender-based Violence: Ministry of the Presidency, Relations with Parliament and Equality.

11. Concessions of temporary residence and work authorisation due to exceptional circumstances to foreign female victims of gender-based violence (From 1 January 2005 to 31 December 2021)

Source: Immigration Service (Ministry of Labour, Migration and Social Security).

From 1 January 2005 to December 2010, a total of 2,519 foreign female victims of domestic and gender-based violence have obtained temporary residence and work permits. From 1 January 2011 to December 2021, 10,052 temporary residence and work authorisations have been granted due to exceptional circumstances due to gender-based violence (to women and their children). Of them, 1,167 correspond to 2021.

Table 11.1. Temporary residence and work authorisations granted for exceptional circumstances due to gender-based or domestic violence, by type of violence.¹
Period 2005-2021.

YEAR	Gender-based violence	Year-on-year variation (%)	Domestic and gender-based violence	Year-on-year variation (%)
2019	1.167	41,8	-	-
2018	823	21,9	-	-
2017	675	-25,8	-	-
2016	910	-25,0	-	-
2015	1.214	-8,6	-	-
2014	1.328	-1,3	-	-
2013	1.346	-27,8	-	-
2012	1.865	157,6	-	-
2011	724	-	-	-
2010	-	-	1.038	67,1
2009	-	-	621	44,8
2008	-	-	429	46,9
2007	-	-	292	113,1
2006	-	-	137	6750,0
2005	-	-	2	-
TOTAL 2005-2019	10.052	-	2.519	-

1. Those granted to women who are victims of domestic and gender-based violence (and their minor or disabled children since 2011) are indicated by type of violence and year of resolution of the request.

Source: Prepared by the authors based on data provided by the Immigration Service (Ministry of Labour, Migration and Social Security).

12. Inmates in prisons with crimes of gender-based violence (From 1 January 2005 to 31 December 2021)

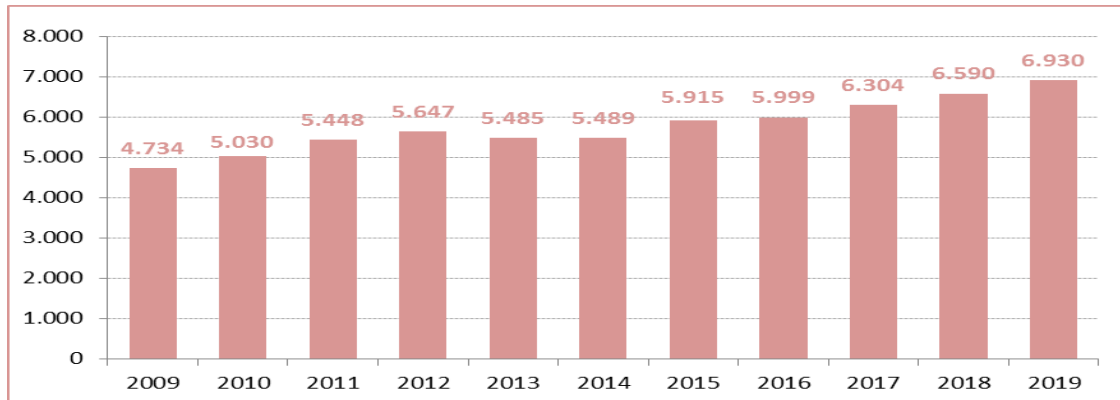
Source: General Secretariat of Penitentiary Institutions (Ministry of the Interior).

As of 31 December 2021, the total number of male inmates serving sentences in prisons with crimes of gender-based violence was 6,930¹. And the rate of inmates with this type of crime was 368.9 per million men aged 18 and over.

1. The figures of inmates do not include the penitentiary centres of Catalonia.

Figure 12.1. Inmates convicted of crimes for gender-based violence who are serving sentences in prisons.

Data as at 31 December 2009 to 2021.



Source: Prepared by the authors based on data provided by the General Secretariat of Penitentiary (Ministry of the Interior).

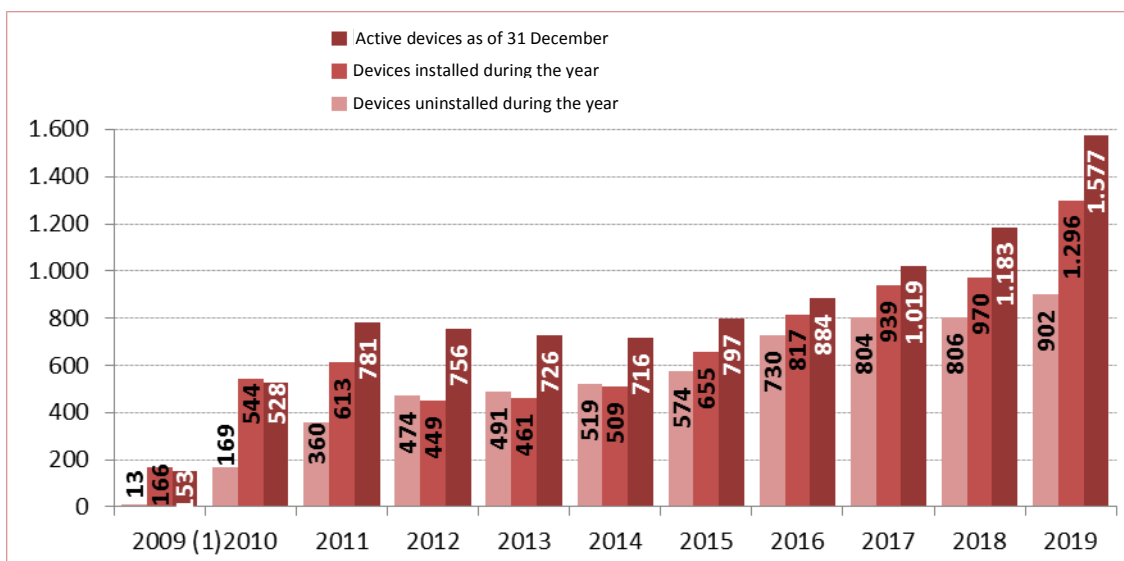
13. Monitoring system by telematic means of the measures of withdrawal in the field of gender-based violence (from 24 July 2009 to 31 December 2021)

Source: Delegación del Gobierno para la Violencia de Género (Secretaría de Estado de Igualdad. Ministry of the Presidency, Relations with Parliament and Equality).

Since the implementation of the monitoring system by telematic means of the measures of withdrawal in the field of gender-based violence, on 24 July 2009, and until 31 December 2021, a total of 7,419 couples of electronics devices. Of these, 5,842 had been uninstalled at the end of 2021, so the number of active device pairs as of 31 December 2021 was 1,577.

Figure 13.1. Active devices as of 31 December and annual installations and uninstallations.

Period 2009-2021.



Source: Government Office for Gender-based Violence: Ministry of the Presidency, Relations with Parliament and Equality.

14. Statistics on Domestic Violence and Gender-based Violence. (From 1 January 2011 to 31 December 2021)

Source: National Institute of Statistics (NIS).

The Statistics of Domestic Violence and Gender-based Violence offers information on victims and suspects with precautionary measures or protection orders issued that have been registered in the referenced year in the Central Registry for the protection of victims of domestic and gender-based violence the ownership of which corresponds to the Ministry of Justice and, furthermore, on final sentences handed down, persons acquitted and convicted, and their offences charged, penalties and measures handed down. It does not include the total number of complaints filed, but rather those that have led to their registration in the Registry as a result of the precautionary measures issued.

In 2021, 31,911 victims of gender-based violence were registered with a protection order or precautionary measures, which represented an increase of 2.0% compared to the previous year.

Table 14.1. Victims and suspects of gender violence with a protection order or precautionary measures issued in the reference year.
Period 2011-2021.

YEAR	Victims (women)	Year-on-year variation (%)	Suspects (men)	Year-on-year variation (%)
2019	31.911	2,0	31.805	1,8
2018	31.286	7,9	31.250	7,8
2017	29.008	2,6	28.987	2,8
2016	28.281	2,4	28.201	2,3
2015	27.624	2,0	27.562	2,1
2014	27.087	-0,1	26.987	-0,1
2013	27.122	-6,9	27.017	-7,0
2012	29.146	-9,6	29.048	-9,6
2011	32.242	-	32.142	-
TOTAL 2011-2019	263.707	-	262.999	-

Source: Prepared by the authors based on data provided by the Statistics of Domestic Violence and Gender-based Violence of the National Institute of Statistics.

By age, more than half of the victims of gender-based violence in 2021 (58.4%) were between 20 and 39 years old.

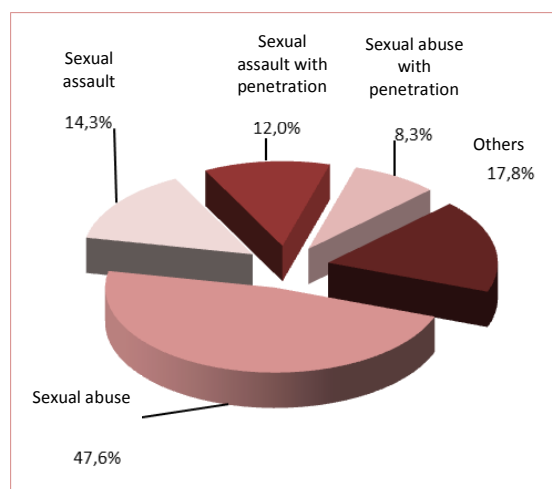
15. Sexual violence against women (year 2021)

Source: State Secretariat for Security (Ministry of the Interior).

The chapter *Sexual violence against women* is based on the publication *Informe sobre Delitos contra la Libertad e Indemnidad Sexual en España 2021* published by the Secretaría de Estado de Seguridad del Ministerio del Interior (Report on Crimes against Sexual Freedom and Indemnity in Spain 2019).

In 2021, 85.3% of victimisations for crimes against sexual freedom and indemnity were committed against women. The most frequent crime (47.6%) was sexual abuse.

Figure 15.1. Percentage distribution of victimisations of women for crimes against sexual freedom and indemnity according to the type of act.
Year 2021.



Source: Prepared by the authors based on data in the Report on Crimes against Sexual Freedom and Indemnity in Spain 2021 from the Ministry of the Interior.